



SIKORSKY

CH-53K

THE ONLY HEAVY
LIFT SOLUTION



SIKORSKY
A LOCKHEED MARTIN COMPANY



THE KING OF HEAVY LIFT

Unparalleled Performance

With a 36,000 lb (16,300 kg) external lift capability and a cabin 12 inches (30 cm) wider than legacy aircraft, the CH-53K heavy lift helicopter combines power and versatility like nothing else that flies. It is at home in searing desert heat, arctic cold and everything in between. Flying a range of missions - carrying cargo or vehicles, transporting troops or airlifting the wounded - the CH-53K is designed to operate on land or at sea. In high altitude/hot temperature environments, the CH-53K can carry twice the payload of its predecessors, allowing missions to be performed faster, safer and more efficiently than ever before.



THE VALUE OF ALL NEW


Smarter. Safer. More Efficient.



CH-53K

With its all new, integrated modern design, the CH-53K is an intelligent aircraft developed to 21st century standards for improved safety, reliability and maintainability, offering:

- Enhanced Performance and Mission Capability
- Improved Survivability Features
- Predictive Maintenance Capability
- Commercial Level Availability Rates
- Lower Life Cycle Costs
- Significant Growth Potential



SPEED IS MISSION CRITICAL

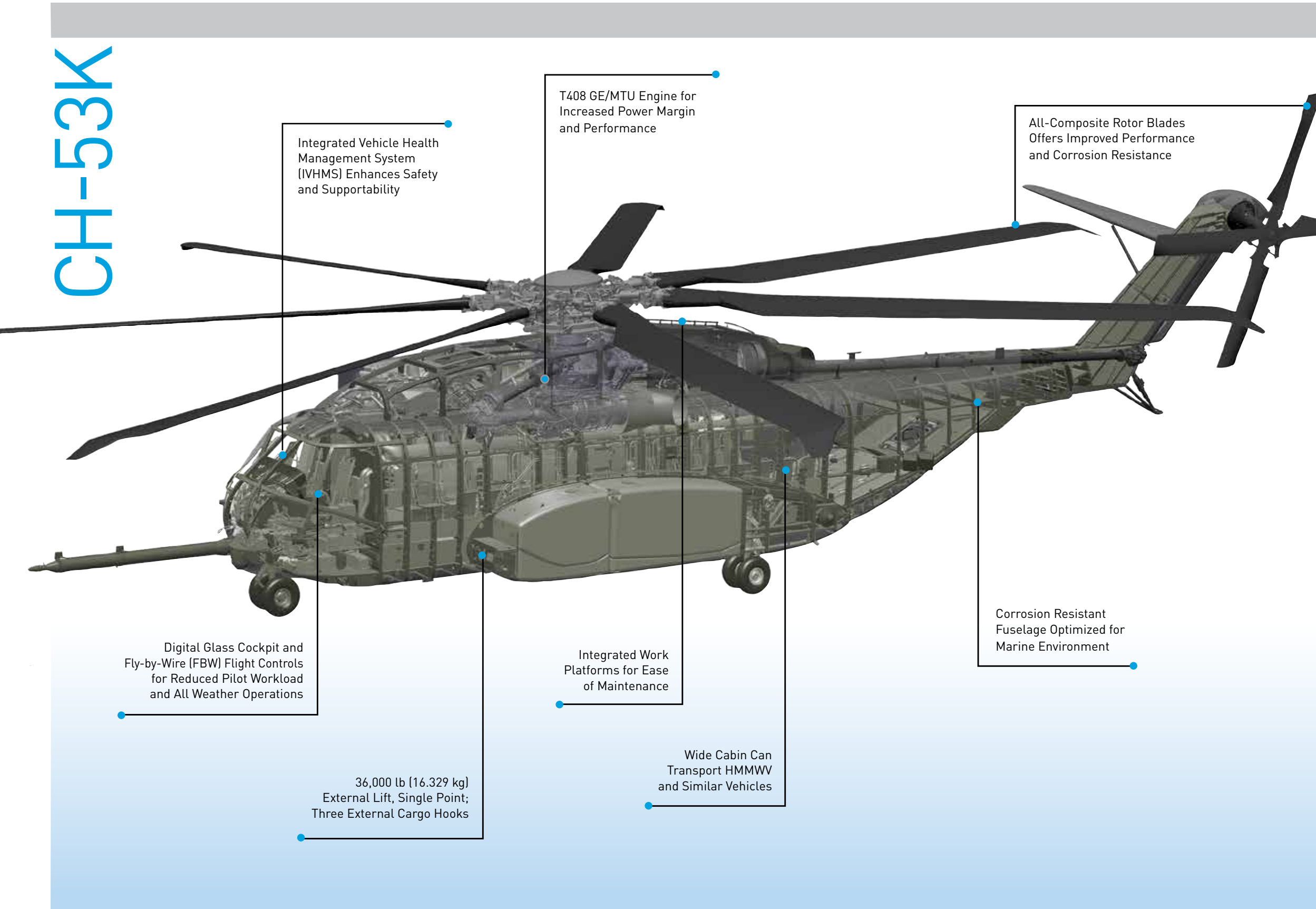
With its unrivaled speed, lift capacity and maneuverability, the CH-53K can complete the most demanding mission requirements in less time with fewer sorties than other helicopters in its class. At 170 kts (315 km/hr) cruise speed, the CH-53K has the ability to get in and out of critical situations quickly, reducing exposure of its passengers and crew in hostile environments.



UNMATCHED BENEFITS

For Missions Today and Tomorrow

CH-53K



KEY ADVANTAGES



IMPROVED PAYLOAD EFFICIENCY
12% Greater Cabin Volume



TRANSPORT CAPABILITIES
Meets NATO FHTH Requirements



FUEL EFFICIENT ENGINES
18% Improvement Over Legacy



MARITIME COMPATIBLE
Built for Shipboard Operations



HOT TEMP/HIGH ALTITUDE
Superior Performance



MEAN TIME TO REPAIR
35% Improvement Over Legacy



CONDITION BASED MAINTENANCE
Lower Operating Costs



DEGRADED VISUAL ENVIRONMENT
Inherent DVE Capability



AUTONOMY
Provisioned for Future Upgrade

ONE AIRCRAFT, MANY MISSIONS

Transport More Material More Rapidly

Flexible configurations offer rapid changeover for maximum mission effectiveness.

TROOP TRANSPORT

- 32 Crashworthy Seats
- Rapid Seat Installation/Removal
- Entry through Ramp or Side Door
- Integrated Mobile Aircrew Restraint System (IMARS)



CARGO TRANSPORT

- 463L Cargo Pallet Fast Locking System
- Invertible Cargo Rollers Stow in Place
- Rear Ramp for Rapid Loading/Unloading
- 103 inch (262 cm) wide Cabin Ramp



MIXED TRANSPORT (TROOP/CARGO)

- Forward Mounted Cargo Winch
- Folding Seats for Rapid Stowage
- All NATO standard pallets (Full 463L, Half 463L, Standard Wood, etc.) without any reconfiguration


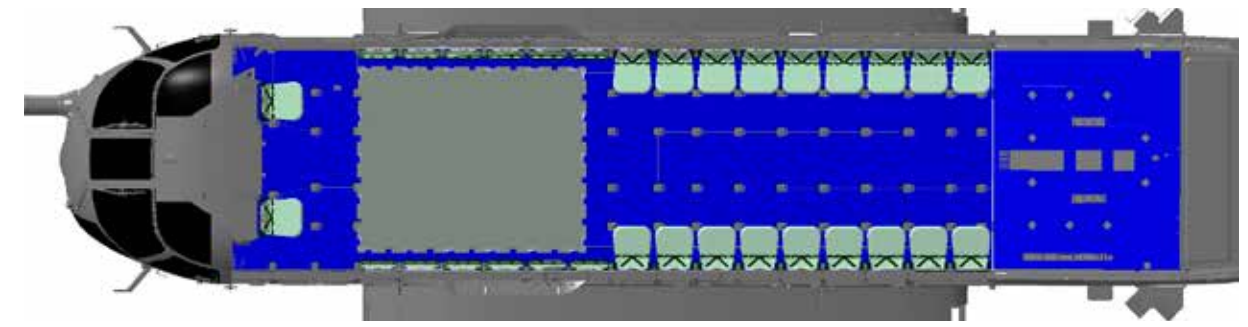
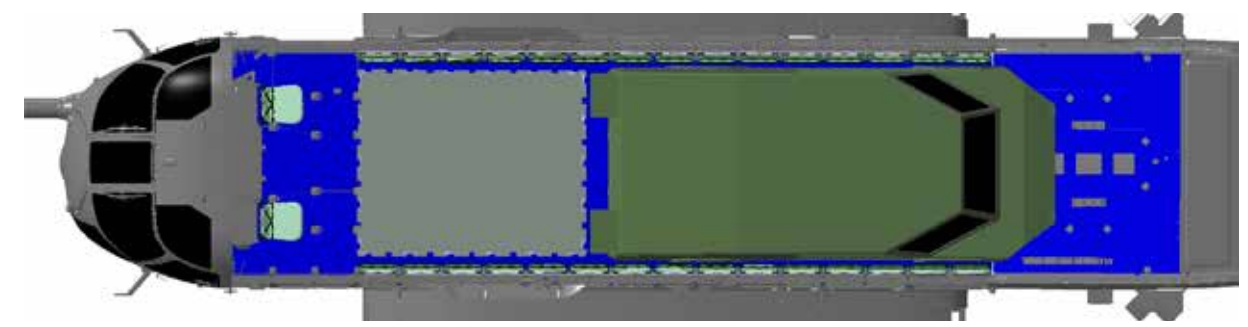
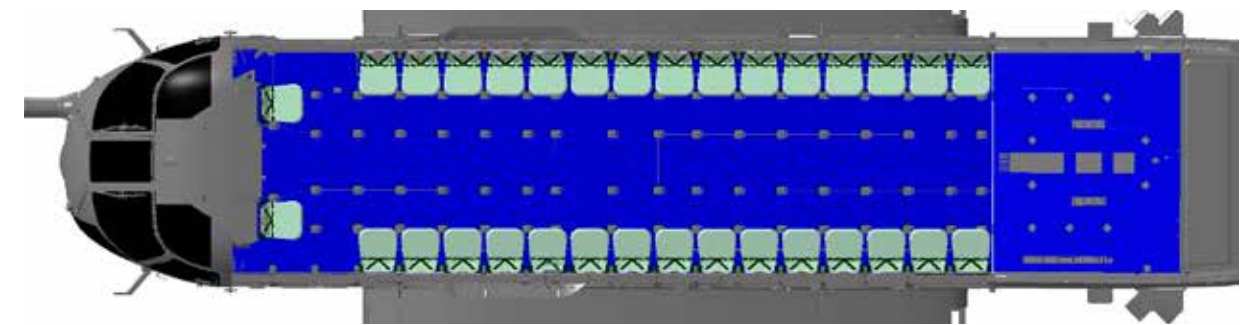


MEDICAL EVACUATION

- Quad Stacked, Standard Litter
- 24 Patients
- Easy Litter Installation/ Removal for Patient Loading



Interior Cabin Mission Configurations



LAUNCH INTO ANY ENVIRONMENT



Three Individual Cargo Hooks



Triple Redundant Fly-By-Wire (FBW) Flight Controls



Weapons Equipment Provisions



Enhanced Survivability



Fully Shipboard Compatible



Aerial Refueling



Automated Blade Fold < 2 Minutes

DESIGNED WITH THE FUTURE IN MIND

The CH-53K is poised for significant capability growth for years to come. Its avionics and flight control systems are designed to accommodate future software upgrades, and its internal payload capability may be increased substantially in the future with relatively simple modifications. The CH-53K integrates the latest rotor-wing technologies into a heavy-lift helicopter for today, and tomorrow.





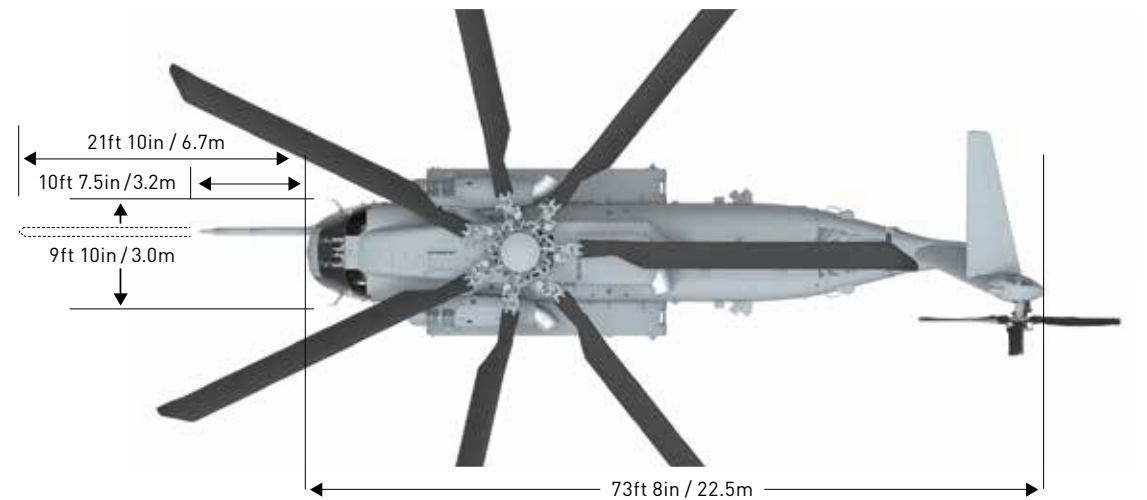
CH-53K SPECIFICATIONS

Empty Weight	43,878 lb	19,000 kg
Maximum Design Gross Weight (MDGW)	88,000 lb	39,900 kg
Maximum Gross Weight with Internal Load	74,000 lb	33,600 kg
Velocity @ Maximum Continuous Power (Sea Level Standard)	158 ktas	293 km/hr
Hover Out of Ground Effect Gross Weight (Sea Level Standard)	88,000 lb	39,900 kg
Service Ceiling (International Standard Atmosphere)	16,000 ft	4,880 m
Service Ceiling (International Standard Atmosphere + 24°C)	13,200 ft	4,020 m
External Lift Mission Payload, @ 110 nm (204 km) Radius of Action	27,000 lb	12,200 kg
External Load Hook Rating - Center (Single Point)	36,000 lb	16,300 kg
External Load Hook Rating - Fwd/Aft	25,200 lb	11,400 kg
Internal Cargo System:		
Floor Loading	300 lb/ft ²	1,470 kg/m ²
Standard USMC 40"x 48" Wooden Pallets	2,500 (x qty 6) lb	1,100 (x qty 6) kg
Full 463L Pallets	10,000 (x qty 2) lb	4,500 (x qty 2) kg
Half 463L Pallets	5,000 (x qty 5) lb	2,300 (x qty 5) kg
Tactical Bulk Fuel Delivery System	3 x 800 gallon tanks	3 x 3030 liter tanks
Aircraft Length (blades and tail unfolded)	99 ft	30.2 m
Aircraft Width	17.5 ft	5.3 m
Aircraft Height (blades and tail unfolded)	28.3 ft	8.6 m
Cabin Length	30 ft	9.1 m
Cabin Width	8.6 ft	2.6 m
Cabin Height	6.5 ft	2.0 m
# Seats	34 Crashworthy Seats (2 Pilots, 2 Crew Chiefs, 30 Troops)	
# Litters	24	
Internal Fuel Capacity	2,286 gallons (@ 6.8lb/gallon = 15,545 lb) 2 cells per sponson	8,653 liters (@0.82 kg/liter = 7,095 kg)
Internal Aux Fuel Capacity	2,400 gallons (16,320 lb) 3 x 800 gallon tanks	9,085 liters (7,450 kg) 3 x 3,028 liter tanks

Rotor Diameters

Main Rotor = 79ft / 24.1m

Tail Rotor = 20ft / 6.1m



CH-53K SUSTAINMENT SOLUTIONS

Smart Maintenance Leads to Greater Availability and Lower Operating Costs

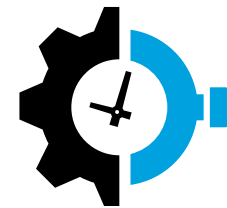
INTEGRATED VEHICLE HEALTH MANAGEMENT SYSTEM (IVHMS)



- Automated system monitors and manages performance of avionics systems, critical dynamic components and engine performance
- Designed to integrate with the customer's enterprise data systems to allow for seamless, centralized status reporting and material management
- Enables shift to condition based maintenance



MAINTENANCE MADE EASIER



The CH-53K was designed from the beginning with the future maintainer in mind. Using state of the art digital tools, maintenance-friendly designs were incorporated into the final aircraft configuration offering:

- Integrated work platforms, with improved access to sponsons and engines
- Fewer total parts
- Repair capability with common tools enabling maintenance tasks to be performed faster and safer



SMART MAINTENANCE ALLOWS FOR SMARTER LOGISTICS



- Prepositioned parts based on predictive maintenance
- Maintenance computer makes work order for advanced lead times
- Automated trouble shooting leads to reduced maintenance time



TRAINING FIT FOR A KING

Flying and maintaining the versatile CH-53K helicopter requires state-of-the-art training. Lockheed Martin's customizable advanced training solutions replicate the functionality, flight characteristics, mission profiles and unmatched capabilities of the CH-53K. This ensures aircrew and maintainers receive the proper training to fulfill critical missions for decades to come.



ADVANCED TRAINING SOLUTIONS

Operational Success Starts with Training

PILOT TRAINING

- Initial, Transition, Recurring
- Mid-Fidelity Mission Rehearsal/Procedural Devices
- High-Fidelity Flight Simulators




MAINTENANCE TRAINING

- Initial, Transition, Recurring
- Airframe & Powerplant
- Avionics, Flight Controls & Electrical
- Electronic Classroom
- Cargo Load Trainers
- Composite Maintenance Trainers



OVER 100 YEARS OF INNOVATION

Proud of Our Legacy...Excited About Our Future



“I always believed that the helicopter would be an outstanding vehicle for the greatest variety of lifesaving missions.”

Igor I. Sikorsky
Legendary Aviation Pioneer
Founder of Sikorsky



CH-53K King Stallion



Lockheed Martin Your Mission is Ours™

6900 Main Street,
Stratford, Connecticut 06615 USA
+1 (800) WINGED-S (946-4337)
International +1 (203) 386-3029
www.lockheedmartin.com/sikorsky

Cover photo courtesy of Emanuel Cavallaro, US Navy

NAVAIR Public Release 2019-496. Distribution Statement A - Approved for public release; distribution is unlimited.
This Document Does Not Contain Export Controlled Data.
© 2019 Sikorsky, A Lockheed Martin Company. All Rights Reserved. 8605 (4/19)