
CONTINUOUS STRIP BLISTER PACKAGE

1.0 APPLICABLE PARTS

As referenced in the contracting document.

2.0 OBJECT

To utilize proprietary packages which are designed for use in automatic machines.

3.0 UNIT PACKAGING

Enclose one part in a blister formed from min 0.006 polyethylene film bonded to a backing strip composed of min 0.004 polyethylene film laminated to min 25# kraft paper. Join unit packages as a continuous strip (Ewing Cell-Pack #250 or equivalent – See Ref) not to exceed 500 unit packages per strip. When parts have silver, or silver-plated surfaces, apply a 3/4-inch wide strip of “Silver-Saver,” or equivalent (see Ref) centrally to the backing material prior to lamination of polyethylene film. Do not commingle part types in the same trip. Align individual parts in a strip identically with each other (Figure 1).

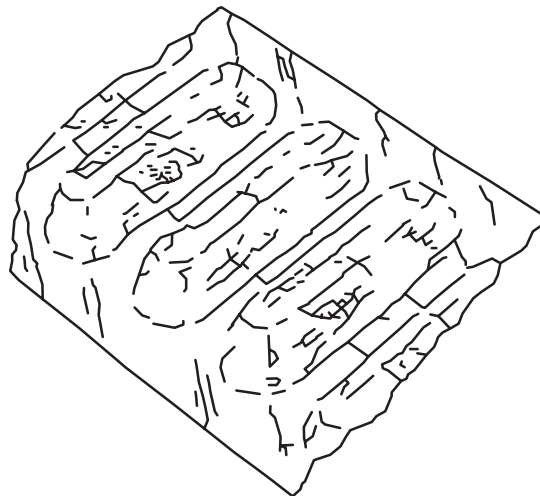


Figure 1. Silver Saver – Unit Packaging

P10170-001

4.0 UNIT PACKAGE MARKING

Mark back of each unit package to show at least, supplier identity and part number per contracting document.

5.0 INTERMEDIATE PACKAGING

Package any quantity of unit packages, machine gun belt style, in a self-dispensing carton or box. Total weight of loaded intermediate package not to exceed 2-1/2 lb (Figure 2).

6.0 INTERMEDIATE PACKAGE MARKING

Label or mark each intermediate package to show part number per contracting document, quantity of parts, supplier identity, plus month and year of manufacture.

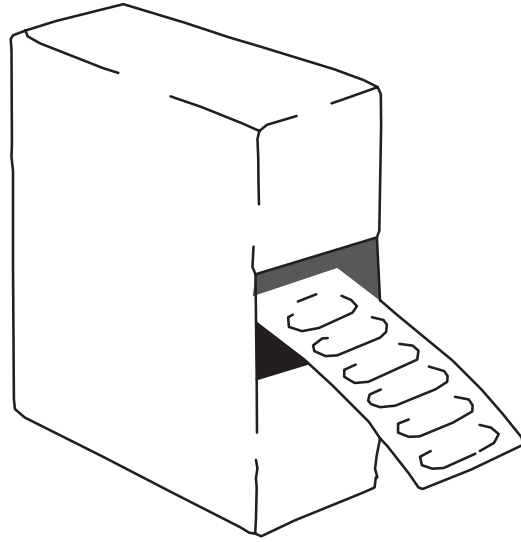


Figure 2. Intermediate Packaging

P10171-001

7.0 PACKING

Pack any number of intermediate containers in a shipping container which conforms to carrier regulations. The closures and the gross weight of the loaded container shall conform to both carrier regulations and container limitations. Place one copy of the shipping documents in the shipping container or affix one copy, in a protective envelope, to the outside of the container. If the intermediate container complies with applicable carrier regulations, no additional shipping container is required (Figure 3).

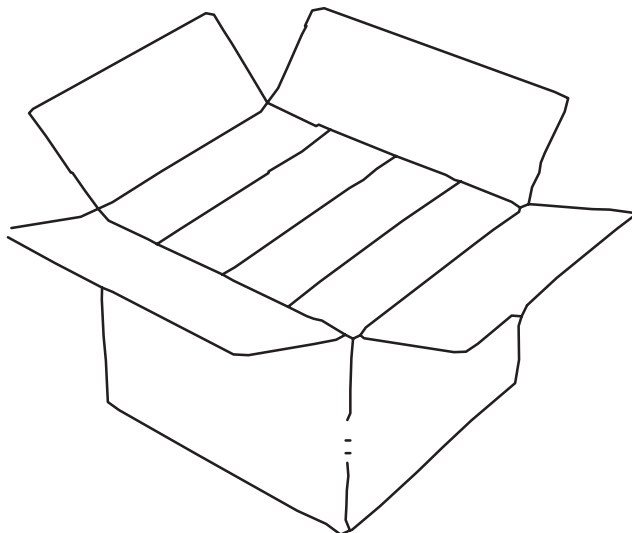


Figure 3. Packing

P10172-001

8.0 SHIPPING CONTAINER MARKING

Label or mark each container to show part number per contracting document, the LMSC contracting document number, supplier, destination and quantity of parts.

9.0 CRITERIA

Packaging shall be accomplished in such a manner as to prevent physical damage to, or degradation of, the packaged items during delivery to the using activity. It shall be the prerogative of LMSC to return damaged items, at supplier's expense, where such damage is attributable to improper or inadequate packaging. Weights and cubes of unit, intermediate and shipping containers shall be held to practical minimums.

10.0 REFERENCE DATA

PPP-B-566 – Boxes, Folding, Paperboard (design only)

PPP-B-636 – Boxes, Fiber (design only)

PPP-B-676 – Boxes, Setup, Paperboard (design only)

Consolidated Freight Classification #23, Rule 41

LMSC Management Procedure 10.04-2, Packaging Standards (LAC-PAC)

LAC 1001, Protective Packaging and Handling, General Specifications for

OD 14309, Protection of PMS Material During Fabrication, Assembly and Storage

RV-S-0053 Protective Packaging and Handling, General Specification for

LPS 40-001, Lockheed Packaging Standard

Ewing Products, Inc., 1014 W. Burbank Blvd., Burbank, Ca

“Silver-Saver” – Daubert Chemical Co., Oakbrook, IL, or equivalent.

NOTE: “Equivalent” materials shall be submitted to LMSC Orgn 48-20 for approval prior to use by supplier.

This Standard forms a part of LMSC contracting documents, as applied. It provides detail support to the general concepts of LMSC Materials Handling and Packaging Standards, LAC 1001, RV-S-0053 and OD 14309, as applicable. This Standard is authorized by LMSC Management Procedure 10.04-2. Details of package construction are as defined in LPS 40-002A, Control Specification.