

# SERVICE NEWS

VOL. 11, NO. 3, JULY-SEPTEMBER 1984





# **Lockheed** **SERVICE NEWS**

A SERVICE PUBLICATION OF  
LOCKHEED-GEORGIA COMPANY  
A DIVISION OF  
LOCKHEED CORPORATION

*Editor*  
**Charles I. Gale**

*Associate Editors*  
**Daniel E. Jolley**  
**James A. Loftin**  
**Kathy T. Sherwin**

*Art Direction & Production*  
**Gary D. Iacono**

**Vol. 11, No. 3, July—September 1984**



## **CONTENTS**

### **2 Focal Point**

J. Arnold  
Director of Safety Assurance

### **3 O-Rings**

An updated compilation of the most frequently needed data on the O-rings and backup rings used in the Hercules aircraft. See Chart 1, which starts on page 5, for more detailed information.

Published by Lockheed-Georgia Company, a Division of Lockheed Corporation. Information contained in this issue is considered by Lockheed-Georgia Company to be accurate and authoritative; it should not be assumed, however, that this material has received approval from any governmental agency or military service unless it is specifically noted. This publication is for planning and information purposes only, and it is not to be construed as authority for making changes on aircraft or equipment, or as superseding any established operational or maintenance procedures or policies. The following marks are registered and owned by Lockheed Corporation: "  ", "  Lockheed ", "Hercules," and "JetStar." Written permission must be obtained from Lockheed-Georgia Company before republishing any material in this periodical. Address all communications to Editor, Service News, Department 64-31, Zone 278, Lockheed-Georgia Company, Marietta, Georgia, 30063. Copyright 1984 Lockheed Corporation.

## **FocalPoint**

### **Making Safety "Standard Equipment"**

Nearly 30 years ago, on 23 August 1954, the YC-130 took off on its maiden flight from the Lockheed plant at Burbank, California. The flight was reported as uneventful. Since then, there have been multitudes of such "uneventful" flights made by the more than 1700 Hercules aircraft that have been delivered to 55 countries.



**J. ARNOLD**

That first flight reflected very favorably on the dedicated people at Lockheed who designed and built a quality product. Since 1956, all models of the Hercules aircraft have accumulated more than 16 million flight hours. They have established an enviable record while flying missions in every conceivable environment. The safety record established by you, our customers, compares favorably with that of the scheduled air carriers. For example, an article in the January—March 1984 issue of *Service News* highlighted the Royal Australian Air Force, which celebrated 25 years of Hercules aircraft operation in November 1983. Significantly, this fine record was established without the loss of a single aircraft.

Today, we at Lockheed-Georgia Company continue our pledge to produce a safe, quality product for our customers. During aircraft design, our safety engineers conduct formalized system safety engineering analyses to identify and eliminate hazards that might otherwise require costly retrofit actions later on. During manufacturing, testing, and aircraft servicing, our Safety Operations engineers deal with employee safety, both in the plant and on the flight line.

Our Product Safety Program also supports our customers' mishap prevention programs. Enhancement of aircrew and maintenance team knowledge is a special part of this activity. For a number of years, a Safety Briefing Team composed of Lockheed, Allison, and Hamilton Standard engineers has visited Hercules aircraft operators throughout the world. Formal presentations for aircrews and maintenance personnel include information on aircraft systems operation, discussion of mishap reports, and review of accident prevention measures.

We at Lockheed stand ready and strongly desire to provide technical assistance to any customer in the event of an unfortunate mishap. Our safety experts are trained in accident investigation techniques and are fully supported by a wide range of in-plant expertise. We will promptly dispatch these experts to the site of a mishap when this type of assistance is needed.

In summary, our objective is to assure that safety is an inherent part of the products we deliver to our customers. We are dedicated to supporting your safety programs during the entire life cycle of the Hercules aircraft—one which we believe will extend well into the 21st century.

Sincerely,

J. Arnold  
Director of Safety Assurance

## **PRODUCT SUPPORT**

LOCKHEED-GEORGIA COMPANY  
MARIETTA, GEORGIA 30063

T. J. CLELAND

DIRECTOR

### **CUSTOMER SERVICE**

A. H. McCURM  
DIRECTOR

### **INTEGRATED LOGISTICS SUPPORT**

J. L. THURMOND  
DIRECTOR

### **CUSTOMER SUPPLY**

M. M. HODNETT  
DIRECTOR





This issue of *Service News* features O-rings, more accurately known as preformed packings. *Service News* has addressed this subject at some length once before, in Volume 3, Number 1 (January—March 1976). When that issue appeared, it quickly became evident that there was a real need for a convenient source of comprehensive information about the O-rings used in the Hercules aircraft. The article proved so popular that our supplies of the issue that contained it were soon exhausted. Volume 3, Number 1 of *Service News* has been completely out of stock for several years, and we have had to disappoint the many readers who have contacted us and asked for additional copies.

With this issue, we hope again to be able to satisfy the need for a reliable and easy-to-use source of data on O-rings. We have elected to undertake a completely new article rather than reprint the original one because some of the data needed to be revised and updated. We have also made some changes in the arrangement of the presentation that we hope will make the information easier to use.

The heart of the present article consists of 12 separate charts containing listings of various kinds of data on O-rings and backup rings. Chart 1 lists almost all of the O-ring and backup ring part numbers currently contained in the parts manuals for the Hercules aircraft. The remaining 11 charts divide the O-rings and backup rings listed in Chart 1 into categories according to application (gland or boss), and service (hydraulic fluid, lubricating oil, jet fuel, or breathing oxygen).

Let us first take a closer look at what is contained in Chart 1. Beginning at the left, the first column of Chart 1 contains the basic part number of each O-ring

and backup ring, and the specification that applies to each, if assigned. The second column indicates whether the item is an O-ring or backup ring, its application, and the material of which it is made. Column three shows the operating medium for which the individual O-ring or backup ring is designed, and the temperature range that the specification applicable to the O-ring or backup ring in question calls for.

In cases where there is no specification, or where only one temperature limit is given in a specification, Lockheed engineering has provided a nominal value. These numbers are enclosed in parentheses. It should be noted that the specification temperature range does not necessarily indicate the full span of temperatures that a particular O-ring or backup ring will withstand without failure. In general, the temperature ranges listed by manufacturers for the compounds used to make their O-rings or backup rings exceed those given in the specifications.

The fourth column of Chart 1 gives the superseding part numbers, if any. These are the numbers that should be used in place of the original part numbers in cases where O-rings or backup rings bearing the original numbers are no longer available.

Finally, the last column in the Chart 1 lists the chart number in this article where the available sizes for a specific O-ring or backup ring are shown.

Charts 2A, 3A, 4A, and 5A list gland O-rings according to the service for which they are intended. The O-rings given in Chart 2A are suitable for use with MIL-H-5606 or MIL-H-83282 hydraulic fluids. The O-rings shown in Chart 3A are intended to be used with MIL-



L-7808 or MIL-L-23699 lubricating oils. Chart 4A contains the O-rings that may be used with the common jet fuels listed in Chart 1. The O-rings shown in Chart 5A are used in breathing oxygen systems.

In a similar manner Charts 2C, 3B, 4B, and 5B list the boss O-rings that can be used in these same service environments. Chart 2C contains the boss O-rings suitable for use in hydraulic fluids, Chart 3B gives the backup rings designed for lubricating oils, and so forth. Charts 2B-1, 2B-2, and 2D have special functions: Charts 2B-1 and 2B-2 list the single-turn and double-turn backup rings that can be used in conjunction with gland O-rings shown in Chart 2A, and Chart 2D lists the backup rings designed to be used with the boss O-rings shown in Chart 2C.

In each of the O-ring charts, the first two columns list the standardized dash numbers and nominal dimensions as established by SAE Aerospace Standard

AS 568A. The remaining columns list the individual O-rings and the dash number for a specific O-ring corresponding to the AS 568A standardized number.

The backup ring charts, Charts 2B-1, 2B-2, and 2D, show the backup ring dash numbers and the dimensions of each of the represented backup ring part numbers. The O-ring standardized dash number in the first column is the size of the O-ring that will be used with the backup ring dash number shown in the same line in applications where a backup ring is required.

One final item: When using any of these charts, be sure to refer to the note box below. This information should be taken into consideration whenever you are planning to substitute one O-ring or backup ring for a different one. In addition to the notes, we are also including the names and addresses of some manufacturers of O-rings and backup rings for your convenience.

## Notes

- All dimensions are given in inches.
- Charts 2A, 3A, and 4A: O-ring sizes -013 through -028, -117 through -149, and -223 through -247 of MS28775, MS29561, MS29513, and M83248/1 are intended for use as static seals, and are not to be used in applications involving reciprocating or rotary motion.
- Charts 1, 2A, 2C, 3A, 3B, 4A, and 4B: O-rings made of Buna N have a shelf life of 72 months; O-rings in stock with cure dates exceeding 72 months should be discarded.
- Chart 1: In the Service and Specification Temperature Range column, temperatures in parentheses are nominal values supplied by Lockheed engineering.
- Charts 1, 2A, 3A, and 4A: When an O-ring made of a fluorocarbon material is to be substituted for one made of Buna N, special care should be taken with regard to temperature ranges. Fluorocarbon O-rings may not be adequate if they are to be used in aircraft which operate primarily in frigid environments, since they are in general less tolerant of low temperatures than those made of Buna N.

### Manufacturer's Addresses:

Parker Seals  
O-Ring Division  
2360 Palumbo Drive  
Lexington, KY 40509  
Phone (606) 269-2351

National O-Rings  
Division of Federal Mogul Corp  
11634 Patton Road  
Downey, CA 90241  
Phone (213) 862-8163

Precision Rubber Products Corp  
104 Hartmann Drive  
Lebanon, TN 37087  
Phone (615) 444-0191



**Chart 1**

**PREFORMED PACKINGS AND BACKUP RINGS**

BASIC PART NUMBER AND SPECIFICATION	PART NAME, APPLICATION, AND MATERIAL	SERVICE AND SPECIFICATION TEMPERATURE RANGE	SUPERSEDING PART NUMBER	CHART
AN6227 MIL-P-5516	O-ring, gland, Buna N	MIL-H-5606 and MIL-H-83282 hydraulic fluids -65°F to 160°F	MS28775	2A
AN6230 MIL-P-5516	O-ring, gland, Buna N	MIL-H-5606 and MIL-H-83282 hydraulic fluids -65°F to 160°F	MS28775	2A
2( )PSI-30-5 MIL-P-5516	O-ring, gland, Buna N	MIL-H-5606 and MIL-H-83282 hydraulic fluids -65°F to 160°F	MS28775	2A
LS4629 MIL-P-25732	O-ring, gland, Buna N	MIL-H-5606 and MIL-H-83282 hydraulic fluids -65°F to 275°F	MS28775	2A
MS28775 MIL-P-25732	O-ring, gland, Buna N	MIL-H-5606 and MIL-H-83282 hydraulic fluids -65°F to 275°F	None	2A
LS4564 MIL-R-8791	Backup ring (single- turn), gland, Teflon	MIL-H-5606 and MIL-H-83282 hydraulic fluids -65°F to 275°F	LS4565	2B-1
LS4565 MIL-R-8791	Backup ring (single- turn), gland, Teflon	MIL-H-5606 and MIL-H-83282 hydraulic fluids -65°F to 275°F	None	2B-1
MS28774 MIL-R-8791	Backup ring (single- turn), gland, Teflon	MIL-H-5606 and MIL-H-83282 hydraulic fluids -65°F to 275°F	None	2B-1
MS28782 MIL-R-8791	Backup ring (double- turn), gland, Teflon	MIL-H-5606 and MIL-H-83282 hydraulic fluids -65°F to 275°F	None	2B-2
MS28783 MIL-R-8791	Backup ring (double- turn), gland, Teflon	MIL-H-5606 and MIL-H-83282 hydraulic fluids -65°F to 275°F	None	2B-2
AN6290 MIL-P-5510	O-ring, boss, Buna N	MIL-H-5606 and MIL-H-83282 hydraulic fluids -65°F to 160°F	MS28778	2C
MS28778 MIL-P-5510	O-ring, boss, Buna N	MIL-H-5606 and MIL-H-83282 hydraulic fluids -65°F to 160°F	None	2C
LS4634 None	O-ring, boss, Buna N	MIL-H-5606 and MIL-H-83282 hydraulic fluids -65°F to 275°F	STSPK300	2C
STSPK300 None	O-ring, boss, Buna N	MIL-H-5606 and MIL-H-83282 hydraulic fluids -65°F to 275°F	3( )N168-80	2C
3( )N168-80 None	O-ring, boss, Buna N	MIL-H-5606 and MIL-H-83282 hydraulic fluids -65°F to 275°F	3( )N756-76	2C





## Chart 1

## PREFORMED PACKINGS AND BACKUP RINGS (CONTD)

BASIC PART NUMBER AND SPECIFICATION	PART NAME, APPLICATION, AND MATERIAL	SERVICE AND SPECIFICATION TEMPERATURE RANGE	SUPERSEDING PART NUMBER	CHART
3( )N756-76 MIL-P-83461	O-ring, boss, Buna N	MIL-H-5606 and MIL-H-83282 hydraulic fluids -65°F to 275°F	M83248/2	2C
3( )PSI-30-5 MIL-P-5516	O-ring, boss, Buna N	MIL-H-5606 and MIL-H-83282 hydraulic fluids -65°F to 160°F	None	2C
LS4764 MIL-R-8791	Backup ring, boss, Teflon	MIL-H-5606 and MIL-H-83282 hydraulic fluids -65°F to 275°F	MS9058	2D
MS9058 MIL-R-8791	Backup ring, boss, Teflon	MIL-H-5606 and MIL-H-83282 hydraulic fluids -65°F to 275°F	MS28773	2D
MS28773 MIL-R-8791	Backup ring, boss, Teflon	MIL-H-5606 and MIL-H-83282 hydraulic fluids -65°F to 275°F	None	2D
AN123856 to AN123934 AMS7274	O-ring, gland, Buna N	MIL-L-7808 and MIL-L-23699 lubricating oils -65°F to (300°F)	None	3A
LS5041 None	O-ring, gland, Buna N	MIL-L-7808 and MIL-L-23699 lubricating oils -65°F to 300°F	None	3A
MS9241 AMS7272	O-ring, gland, Buna N	MIL-L-7808 and MIL-L-23699 lubricating oils (-55°F) to 300°F	None	3A
MS29561 MIL-R-7362	O-ring, gland, Buna N	MIL-L-7808 and MIL-L-23699 lubricating oils (-55°F) to (275°F)	None	3A
LS5041 None	O-ring, boss, Buna N	MIL-L-7808 and MIL-L-23699 lubricating oils -65°F to 300°F	None	3B
MS9355 AMS7272	O-ring, boss, Buna N	MIL-L-7808 and MIL-L-23699 lubricating oils (-55°F) to 300°F	None	3B
NAS617 MIL-R-7362	O-ring, boss, Buna N	MIL-L-7808 and MIL-L-23699 lubricating oils (-55°F) to (275°F)	None	3B
AN123956 to AN124034 AMS7270	O-ring, gland, Buna N	JP-4, JP-5, Jet A, Jet A-1, and Jet B fuels -65°F to (200°F)	None	4A
MS9021 AMS7271	O-ring, gland, Buna N	JP-4, JP-5, Jet A, Jet A-1, and Jet B fuels -65°F to (200°F)	None	4A
MS29513 MIL-P-5315	O-ring, gland, Buna N	JP-4, JP-5, Jet A, Jet A-1, and Jet B fuels -65°F to 160°F	None	4A



**Chart 1**
**PREFORMED PACKINGS AND BACKUP RINGS (CONTD)**

BASIC PART NUMBER AND SPECIFICATION	PART NAME, APPLICATION, AND MATERIAL	SERVICE AND SPECIFICATION TEMPERATURE RANGE	SUPERSEDING PART NUMBER	CHART
MS9020 AMS7271	O-ring, boss, Buna N	JP-4, JP-5, Jet A, Jet A-1, and Jet B fuels -65°F to (200°F)	None	4B
MS29512 MIL-P-5315	O-ring, boss, Buna N	JP-4, JP-5, Jet A, Jet A-1, and Jet B fuels -65°F to 160°F	None	4B
MS9068 AMS3304	O-ring, gland, silicone	Breathing oxygen -85°F to 401°F	None	5A
906 None	O-ring, boss, silicone	Breathing oxygen -70°F to 450°F	MS9385	5B
MS9385 AMS7267	O-ring, boss, silicone	Breathing oxygen -85°F to 500°F	None	5B
NAS1593 MIL-R-25897	O-ring, gland, fluorocarbon	MIL-H-5606 and MIL-H-83282 hydraulic fluids; MIL-L-7808 and MIL-L-23699 lubricating oils; and JP-4, JP-5, Jet A, Jet A-1, and Jet B fuels -30°F to 500°F	M83248/1	2A, 3A, and 4A
NAS1594 MIL-R-25897	O-ring, gland, fluorocarbon	MIL-H-5606 and MIL-H-83282 hydraulic fluids; MIL-L-7808 and MIL-L-23699 lubricating oils; and JP-4, JP-5, Jet A, Jet A-1, and Jet B fuels -30°F to 500°F	M83248/1	2A, 3A, and 4A
M83248/1 MIL-R-83248	O-ring, gland, fluorocarbon	MIL-H-5606 and MIL-H-83282 hydraulic fluids; MIL-L-7808 and MIL-L-23699 lubricating oils; and JP-4, JP-5, Jet A, Jet A-1, and Jet B fuels -30°F to 500°F	None	2A, 3A, and 4A
NAS1595 MIL-R-25897	O-ring, boss, fluorocarbon	MIL-H-5606 and MIL-H-83282 hydraulic fluids; MIL-L-7808 and MIL-L-23699 lubricating oils; and JP-4, JP-5, Jet A, Jet A-1, and Jet B fuels -30°F to 500°F	M83248/2	2C, 3B, and 4B
NAS1596 MIL-R-25897	O-ring, boss, fluorocarbon	MIL-H-5606 and MIL-H-83282 hydraulic fluids; MIL-L-7808 and MIL-L-23699 lubricating oils; and JP-4, JP-5, Jet A, Jet A-1, and Jet B fuels -30°F to 500°F	M83248/2	2C, 3B, and 4B
M83248/2 MIL-R-83248	O-ring, boss, fluorocarbon	MIL-H-5606 and MIL-H-83282 hydraulic fluids; MIL-L-7808 and MIL-L-23699 lubricating oils; and JP-4, JP-5, Jet A, Jet A-1, and Jet B fuels -30°F to 500°F	None	2C, 3B, and 4B
M25988/1 MIL-R-25988	O-ring, gland, fluorosilicone	MIL-L-7808 and MIL-L-23699 lubricating oils; and JP-4, JP-5, Jet A, Jet A-1, and Jet B fuels (-85°F) to (350°F)	None	3A and 4A



**Chart 2A**

**GLAND O-RINGS FOR USE IN MIL-H-5606 AND MIL-H-83282 HYDRAULIC FLUIDS**



AS 568A STANDARDIZED DASH NO.	NOMINAL DIMENSIONS		AN6227	AN6230	2( )PSI-30-5	LS4629	MS28775	NAS1593	NAS1594	M83248/1
	ID	W								
-001	0.029	0.040					-001			-001
-002	0.042	0.050					-002			-002
-003	0.056	0.060					-003			-003
-004	0.070	0.070					-004	-004	-004	-004
-005	0.101	0.070					-005	-005	-005	-005
-006	0.114	0.070	-1		-006		-006	-006	-006	-006
-007	0.145	0.070	-2		-007		-007	-007	-007	-007
-008	0.176	0.070	-3		-008		-008	-008	-008	-008
-009	0.208	0.070	-4		-009		-009	-009	-009	-009
-010	0.239	0.070	-5		-010		-010	-010	-010	-010
-011	0.301	0.070	-6		-011		-011	-011	-011	-011
-012	0.364	0.070	-7		-012		-012	-012	-012	-012
-013	0.426	0.070					-013	-013	-013	-013
-014	0.489	0.070					-014	-014	-014	-014
-015	0.551	0.070					-015	-015	-015	-015
-016	0.614	0.070					-016	-016	-016	-016
-017	0.676	0.070					-017	-017	-017	-017
-018	0.739	0.070					-018	-018	-018	-018
-019	0.801	0.070					-019	-019	-019	-019
-020	0.864	0.070					-020	-020	-020	-020
-021	0.926	0.070					-021	-021	-021	-021
-022	0.989	0.070					-022	-022	-022	-022
-023	1.051	0.070					-023	-023	-023	-023
-024	1.114	0.070					-024	-024	-024	-024
-025	1.176	0.070					-025	-025	-025	-025
-026	1.239	0.070					-026	-026	-026	-026
-027	1.301	0.070					-027	-027	-027	-027
-028	1.364	0.070					-028	-028	-028	-028
-029	1.489	0.070					-029	-029	-029	-029
-030	1.614	0.070					-030	-030	-030	-030
-031	1.739	0.070					-031	-031	-031	-031
-032	1.864	0.070					-032	-032	-032	-032
-033	1.989	0.070					-033	-033	-033	-033
-034	2.114	0.070					-034	-034	-034	-034
-035	2.239	0.070					-035	-035	-035	-035
-036	2.364	0.070					-036	-036	-036	-036
-037	2.489	0.070					-037	-037	-037	-037
-038	2.614	0.070					-038	-038	-038	-038
-039	2.739	0.070					-039	-039	-039	-039
-040	2.864	0.070					-040	-040	-040	-040
-041	2.989	0.070					-041	-041	-041	-041
-042	3.239	0.070					-042	-042	-042	-042
-043	3.489	0.070					-043	-043	-043	-043
-044	3.739	0.070					-044	-044	-044	-044
-045	3.989	0.070					-045	-045	-045	-045
-046	4.239	0.070					-046	-046	-046	-046
-047	4.489	0.070					-047	-047	-047	-047
-048	4.739	0.070					-048	-048	-048	-048
-049	4.989	0.070					-049	-049	-049	-049
-050	5.239	0.070					-050	-050	-050	-050
-051 through -101	O-ring sizes not assigned.									
-102	0.049	0.103					-102			-102
-103	0.081	0.103					-103			-103
-104	0.112	0.103					-104			-104
-105	0.143	0.103					-105			-105
-106	0.174	0.103					-106			-106
-107	0.206	0.103					-107			-107
-108	0.237	0.103					-108			-108
-109	0.299	0.103					-109			-109
-110	0.362	0.103	-8		-110		-110	-110	-110	-110
-111	0.424	0.103	-9		-111		-111	-111	-111	-111
-112	0.487	0.103	-10		-112		-112	-112	-112	-112
-113	0.549	0.103	-11		-113		-113	-113	-113	-113
-114	0.612	0.103	-12		-114		-114	-114	-114	-114
-115	0.674	0.103	-13		-115		-115	-115	-115	-115
-116	0.737	0.103	-14		-116		-116	-116	-116	-116
-117	0.799	0.103					-117	-117	-117	-117
-118	0.862	0.103					-118	-118	-118	-118
-119	0.924	0.103					-119	-119	-119	-119
-120	0.987	0.103					-120	-120	-120	-120
-121	1.049	0.103					-121	-121	-121	-121
-122	1.112	0.103					-122	-122	-122	-122
-123	1.174	0.103					-123	-123	-123	-123
-124	1.237	0.103					-124	-124	-124	-124
-125	1.299	0.103					-125	-125	-125	-125



**Chart 2A**

**GLAND O-RINGS FOR USE IN MIL-H-5606 AND MIL-H-83282 HYDRAULIC FLUIDS (CONTD)**



AS 568A STANDARDIZED DASH NO.	NOMINAL DIMENSIONS		AN6227	AN6230	2( )PSI-30-5	LS4629	MS28775	NAS1593	NAS1594	M83248/1
	ID	W								
-126	1.362	0.103					-126	-126	-126	-126
-127	1.424	0.103					-127	-127	-127	-127
-128	1.487	0.103					-128	-128	-128	-128
-129	1.549	0.103					-129	-129	-129	-129
-130	1.612	0.103					-130	-130	-130	-130
-131	1.674	0.103					-131	-131	-131	-131
-132	1.737	0.103					-132	-132	-132	-132
-133	1.799	0.103					-133	-133	-133	-133
-134	1.862	0.103					-134	-134	-134	-134
-135	1.925	0.103					-135	-135	-135	-135
-136	1.987	0.103					-136	-136	-136	-136
-137	2.050	0.103					-137	-137	-137	-137
-138	2.112	0.103					-138	-138	-138	-138
-139	2.175	0.103					-139	-139	-139	-139
-140	2.237	0.103					-140	-140	-140	-140
-141	2.300	0.103					-141	-141	-141	-141
-142	2.362	0.103					-142	-142	-142	-142
-143	2.425	0.103					-143	-143	-143	-143
-144	2.487	0.103					-144	-144	-144	-144
-145	2.550	0.103					-145	-145	-145	-145
-146	2.612	0.103					-146	-146	-146	-146
-147	2.675	0.103					-147	-147	-147	-147
-148	2.737	0.103					-148	-148	-148	-148
-149	2.800	0.103					-149	-149	-149	-149
-150	2.862	0.103					-150	-150	-150	-150
-151	2.987	0.103					-151	-151	-151	-151
-152	3.237	0.103					-152	-152	-152	-152
-153	3.487	0.103					-153	-153	-153	-153
-154	3.737	0.103					-154	-154	-154	-154
-155	3.987	0.103					-155	-155	-155	-155
-156	4.237	0.103					-156	-156	-156	-156
-157	4.487	0.103					-157	-157	-157	-157
-158	4.737	0.103					-158	-158	-158	-158
-159	4.987	0.103					-159	-159	-159	-159
-160	5.237	0.103					-160	-160	-160	-160
-161	5.487	0.103					-161	-161	-161	-161
-162	5.737	0.103					-162	-162	-162	-162
-163	5.987	0.103					-163	-163	-163	-163
-164	6.237	0.103					-164	-164	-164	-164
-165	6.487	0.103					-165	-165	-165	-165
-166	6.737	0.103					-166	-166	-166	-166
-167	6.987	0.103					-167	-167	-167	-167
-168	7.237	0.103					-168	-168	-168	-168
-169	7.487	0.103					-169	-169	-169	-169
-170	7.737	0.103					-170	-170	-170	-170
-171	7.987	0.103					-171	-171	-171	-171
-172	8.237	0.103					-172	-172	-172	-172
-173	8.487	0.103					-173	-173	-173	-173
-174	8.737	0.103					-174	-174	-174	-174
-175	8.987	0.103					-175	-175	-175	-175
-176	9.237	0.103					-176	-176	-176	-176
-177	9.487	0.103					-177	-177	-177	-177
-178	9.737	0.103					-178	-178	-178	-178
-179 through -200	O-ring sizes not assigned.									
-201	0.171	0.139					-201			-201
-202	0.234	0.139					-202			-202
-203	0.296	0.139					-203			-203
-204	0.359	0.139					-204			-204
-205	0.421	0.139					-205			-205
-206	0.484	0.139					-206			-206
-207	0.546	0.139					-207			-207
-208	0.609	0.139					-208			-208
-209	0.671	0.139					-209			-209
-210	0.734	0.139	-15		-210		-210	-210	-210	-210
-211	0.796	0.139	-16		-211		-211	-211	-211	-211
-212	0.859	0.139	-17		-212		-212	-212	-212	-212
-213	0.921	0.139	-18		-213		-213	-213	-213	-213
-214	0.984	0.139	-19		-214		-214	-214	-214	-214
-215	1.046	0.139	-20		-215		-215	-215	-215	-215
-216	1.109	0.139	-21		-216		-216	-216	-216	-216
-217	1.171	0.139	-22		-217		-217	-217	-217	-217
-218	1.234	0.139	-23		-218		-218	-218	-218	-218
-219	1.296	0.139	-24		-219		-219	-219	-219	-219
-220	1.359	0.139	-25		-220		-220	-220	-220	-220
-221	1.421	0.139	-26		-221		-221	-221	-221	-221





**Chart 2A**

**GLAND O-RINGS FOR USE IN MIL-H-5606 AND MIL-H-83282 HYDRAULIC FLUIDS (CONTD)**



AS 568A STANDARDIZED DASH NO.	NOMINAL DIMENSIONS		AN6227	AN6230	2( JPSI-30-5	LS4629	MS28775	NAS1593	NAS1594	M83248/1
	ID	W								
-222	1.484	0.139	-27		-222		-222	-222	-222	-222
-223	1.609	0.139		-1	-223		-223	-223	-223	-223
-224	1.734	0.139		-2	-224		-224	-224	-224	-224
-225	1.859	0.139		-3	-225		-225	-225	-225	-225
-226	1.984	0.139		-4	-226		-226	-226	-226	-226
-227	2.109	0.139		-5	-227		-227	-227	-227	-227
-228	2.234	0.139		-6	-228		-228	-228	-228	-228
-229	2.359	0.139		-7	-229		-229	-229	-229	-229
-230	2.484	0.139		-8	-230		-230	-230	-230	-230
-231	2.609	0.139		-9	-231		-231	-231	-231	-231
-232	2.734	0.139		-10	-232		-232	-232	-232	-232
-233	2.859	0.139		-11	-233		-233	-233	-233	-233
-234	2.984	0.139		-12	-234		-234	-234	-234	-234
-235	3.109	0.139		-13	-235		-235	-235	-235	-235
-236	3.234	0.139		-14	-236		-236	-236	-236	-236
-237	3.359	0.139		-15	-237		-237	-237	-237	-237
-238	3.484	0.139		-16	-238		-238	-238	-238	-238
-239	3.609	0.139		-17	-239		-239	-239	-239	-239
-240	3.734	0.139		-18	-240		-240	-240	-240	-240
-241	3.859	0.139		-19	-241		-241	-241	-241	-241
-242	3.984	0.139		-20	-242		-242	-242	-242	-242
-243	4.109	0.139		-21	-243		-243	-243	-243	-243
-244	4.234	0.139		-22	-244		-244	-244	-244	-244
-245	4.359	0.139		-23	-245		-245	-245	-245	-245
-246	4.484	0.139		-24	-246		-246	-246	-246	-246
-247	4.609	0.139		-25	-247		-247	-247	-247	-247
-248	4.734	0.139			-248	-26	-248	-248	-248	-248
-249	4.859	0.139			-249		-249	-249	-249	-249
-250	4.984	0.139			-250		-250	-250	-250	-250
-251	5.109	0.139			-251		-251	-251	-251	-251
-252	5.234	0.139			-252	-30	-252	-252	-252	-252
-253	5.359	0.139			-253		-253	-253	-253	-253
-254	5.484	0.139			-254		-254	-254	-254	-254
-255	5.609	0.139			-255		-255	-255	-255	-255
-256	5.734	0.139			-256		-256	-256	-256	-256
-257	5.859	0.139			-257		-257	-257	-257	-257
-258	5.984	0.139			-258		-258	-258	-258	-258
-259	6.234	0.139			-259		-259	-259	-259	-259
-260	6.484	0.139			-260	-38	-260	-260	-260	-260
-261	6.734	0.139			-261		-261	-261	-261	-261
-262	6.984	0.139			-262	-40	-262	-262	-262	-262
-263	7.234	0.139			-263		-263	-263	-263	-263
-264	7.484	0.139			-264		-264	-264	-264	-264
-265	7.734	0.139			-265		-265	-265	-265	-265
-266	7.984	0.139			-266		-266	-266	-266	-266
-267	8.234	0.139			-267		-267	-267	-267	-267
-268	8.484	0.139			-268	-46	-268	-268	-268	-268
-269	8.734	0.139			-269		-269	-269	-269	-269
-270	8.984	0.139			-270		-270	-270	-270	-270
-271	9.234	0.139			-271		-271	-271	-271	-271
-272	9.484	0.139			-272	-50	-272	-272	-272	-272
-273	9.734	0.139			-273		-273	-273	-273	-273
-274	9.984	0.139			-274		-274	-274	-274	-274
-275	10.484	0.139			-275		-275	-275	-275	-275
-276	10.984	0.139			-276		-276	-276	-276	-276
-277	11.484	0.139			-277		-277	-277	-277	-277
-278	11.984	0.139			-278		-278	-278	-278	-278
-279	12.984	0.139			-279		-279	-279	-279	-279
-280	13.984	0.139			-280		-280	-280	-280	-280
-281	14.984	0.139			-281		-281	-281	-281	-281
-282	15.955	0.139			-282		-282			-282
-283	16.955	0.139			-283		-283			-283
-284	17.955	0.139			-284		-284			-284
-285 through -308	O-ring sizes not assigned.									
-309	0.412	0.210					-309			-309
-310	0.475	0.210					-310			-310
-311	0.537	0.210					-311			-311
-312	0.600	0.210					-312			-312
-313	0.662	0.210					-313			-313
-314	0.725	0.210					-314			-314
-315	0.787	0.210					-315			-315
-316	0.850	0.210					-316			-316
-317	0.912	0.210					-317			-317
-318	0.975	0.210					-318			-318
-319	1.037	0.210					-319			-319





**Chart 2A**

**GLAND O-RINGS FOR USE IN MIL-H-5606 AND MIL-H-83282 HYDRAULIC FLUIDS (CONTD)**



AS 568A STANDARDIZED DASH NO.	NOMINAL DIMENSIONS		AN6227	AN6230	2 (PSI-30-5)	LS4629	MS28775	NAS1593	NAS1594	M83248/1
	ID	W								
-320	1.100	0.210					-320			-320
-321	1.162	0.210					-321			-321
-322	1.225	0.210					-322			-322
-323	1.289	0.210					-323			-323
-324	1.350	0.210					-324			-324
-325	1.475	0.210	-28		-325		-325	-325	-325	-325
-326	1.600	0.210	-29		-326		-326	-326	-326	-326
-327	1.725	0.210	-30		-327		-327	-327	-327	-327
-328	1.850	0.210	-31		-328		-328	-328	-328	-328
-329	1.975	0.210	-32		-329		-329	-329	-329	-329
-330	2.100	0.210	-33		-330		-330	-330	-330	-330
-331	2.225	0.210	-34		-331		-331	-331	-331	-331
-332	2.350	0.210	-35		-332		-332	-332	-332	-332
-333	2.475	0.210	-36		-333		-333	-333	-333	-333
-334	2.600	0.210	-37		-334		-334	-334	-334	-334
-335	2.725	0.210	-38		-335		-335	-335	-335	-335
-336	2.850	0.210	-39		-336		-336	-336	-336	-336
-337	2.975	0.210	-40		-337		-337	-337	-337	-337
-338	3.100	0.210	-41		-338		-338	-338	-338	-338
-339	3.225	0.210	-42		-339		-339	-339	-339	-339
-340	3.350	0.210	-43		-340		-340	-340	-340	-340
-341	3.475	0.210	-44		-341		-341	-341	-341	-341
-342	3.600	0.210	-45		-342		-342	-342	-342	-342
-343	3.725	0.210	-46		-343		-343	-343	-343	-343
-344	3.850	0.210	-47		-344		-344	-344	-344	-344
-345	3.975	0.210	-48		-345		-345	-345	-345	-345
-346	4.100	0.210	-49		-346		-346	-346	-346	-346
-347	4.225	0.210	-50		-347		-347	-347	-347	-347
-348	4.350	0.210	-51		-348		-348	-348	-348	-348
-349	4.475	0.210	-52		-349		-349	-349	-349	-349
-350	4.600	0.210					-350			-350
-351	4.725	0.210					-351			-351
-352	4.850	0.210					-352			-352
-353	4.975	0.210					-353			-353
-354	5.100	0.210					-354			-354
-355	5.225	0.210					-355			-355
-356	5.350	0.210					-356			-356
-357	5.475	0.210					-357			-357
-358	5.600	0.210					-358			-358
-359	5.725	0.210					-359			-359
-360	5.850	0.210					-360			-360
-361	5.975	0.210					-361			-361
-362	6.225	0.210					-362			-362
-363	6.475	0.210					-363			-363
-364	6.725	0.210					-364			-364
-365	6.975	0.210					-365			-365
-366	7.225	0.210					-366			-366
-367	7.475	0.210					-367			-367
-368	7.725	0.210					-368			-368
-369	7.975	0.210					-369			-369
-370	8.225	0.210					-370			-370
-371	8.475	0.210					-371			-371
-372	8.725	0.210					-372			-372
-373	8.975	0.210					-373			-373
-374	9.225	0.210					-374			-374
-375	9.475	0.210					-375			-375
-376	9.725	0.210					-376			-376
-377	9.975	0.210					-377			-377
-378	10.475	0.210					-378			-378
-379	10.975	0.210					-379			-379
-380	11.475	0.210					-380			-380
-381	11.975	0.210					-381			-381
-382	12.975	0.210					-382			-382
-383	13.975	0.210					-383			-383
-384	14.975	0.210					-384			-384
-385	15.955	0.210					-385			-385
-386	16.955	0.210					-386			-386
-387	17.955	0.210					-387			-387
-388	18.955	0.210					-388			-388
-389	19.955	0.210					-389			-389
-390	20.955	0.210					-390			-390
-391	21.955	0.210					-391			-391
-392	22.940	0.210					-392			-392
-393	23.940	0.210					-393			-393
-394	24.940	0.210					-394			-394



**Chart 2A**

**GLAND O-RINGS FOR USE IN MIL-H-5606 AND MIL-H-83282 HYDRAULIC FLUIDS (CONTD)**



AS 568A STANDARDIZED DASH NO.	NOMINAL DIMENSIONS		AN6227	AN6230	2( )PSI-30-5	LS4629	MS28775	NAS1593	NAS1594	M83248/1
	ID	W								
-395	25.940	0.210					-395			-395
-396 through -424	O-ring sizes not assigned.									
-425	4.475	0.275	-88		-425		-425	-425	-425	-425
-426	4.600	0.275	-53		-426		-426	-426	-426	-426
-427	4.725	0.275	-54		-427		-427	-427	-427	-427
-428	4.850	0.275	-55		-428		-428	-428	-428	-428
-429	4.975	0.275	-56		-429		-429	-429	-429	-429
-430	5.100	0.275	-57		-430		-430	-430	-430	-430
-431	5.225	0.275	-58		-431		-431	-431	-431	-431
-432	5.350	0.275	-59		-432		-432	-432	-432	-432
-433	5.475	0.275	-60		-433		-433	-433	-433	-433
-434	5.600	0.275	-61		-434		-434	-434	-434	-434
-435	5.725	0.275	-62		-435		-435	-435	-435	-435
-436	5.850	0.275	-63		-436		-436	-436	-436	-436
-437	5.975	0.275	-64		-437		-437	-437	-437	-437
-438	6.225	0.275	-65		-438		-438	-438	-438	-438
-439	6.475	0.275	-66		-439		-439	-439	-439	-439
-440	6.725	0.275	-67		-440		-440	-440	-440	-440
-441	6.975	0.275	-68		-441		-441	-441	-441	-441
-442	7.225	0.275	-69		-442		-442	-442	-442	-442
-443	7.475	0.275	-70		-443		-443	-443	-443	-443
-444	7.725	0.275	-71		-444		-444	-444	-444	-444
-445	7.975	0.275	-72		-445		-445	-445	-445	-445
-446	8.475	0.275	-73		-446		-446	-446	-446	-446
-447	8.975	0.275	-74		-447		-447	-447	-447	-447
-448	9.475	0.275	-75		-448		-448	-448	-448	-448
-449	9.975	0.275	-76		-449		-449	-449	-449	-449
-450	10.475	0.275	-77		-450		-450	-450	-450	-450
-451	10.975	0.275	-78		-451		-451	-451	-451	-451
-452	11.475	0.275	-79		-452		-452	-452	-452	-452
-453	11.975	0.275	-80		-453		-453	-453	-453	-453
-454	12.475	0.275	-81		-454		-454	-454	-454	-454
-455	12.975	0.275	-82		-455		-455	-455	-455	-455
-456	13.475	0.275	-83		-456		-456	-456	-456	-456
-457	13.975	0.275	-84		-457		-457	-457	-457	-457
-458	14.475	0.275	-85		-458		-458	-458	-458	-458
-459	14.975	0.275	-86		-459		-459	-459	-459	-459
-460	15.475	0.275	-87		-460		-460	-460	-460	-460
-461	15.955	0.275					-461			-461
-462	16.455	0.275					-462			-462
-463	16.955	0.275					-463			-463
-464	17.455	0.275					-464			-464
-465	17.955	0.275					-465			-465
-466	18.455	0.275					-466			-466
-467	18.955	0.275					-467			-467
-468	19.455	0.275					-468			-468
-469	19.955	0.275					-469			-469
-470	20.955	0.275					-470			-470
-471	21.955	0.275					-471			-471
-472	22.940	0.275					-472			-472
-473	23.940	0.275					-473			-473
-474	24.940	0.275					-474			-474
-475	25.940	0.275					-475			-475





**Chart 2B-1**

**SINGLE-TURN BACKUP RINGS FOR USE WITH GLAND O-RINGS  
IN MIL-H-5606 AND MIL-H-83282 HYDRAULIC FLUIDS**



O-RING STANDARDIZED DASH NO.	LS4564				LS4565				MS28774			
	DASH NO.	ID	T	W	DASH NO.	ID	T	W	DASH NO.	ID	T	W
-001 through -003	No corresponding backup rings.											
-004									-004	0.109	0.049	0.053
-005									-005	0.124	0.049	0.053
-006					-1 or -006	0.125	0.054	0.055	-006	0.140	0.049	0.053
-007					-2 or -007	0.156	0.054	0.055	-007	0.171	0.049	0.053
-008					-3 or -008	0.188	0.054	0.055	-008	0.202	0.049	0.053
-009					-4 or -009	0.219	0.054	0.055	-009	0.234	0.049	0.053
-010					-5 or -010	0.250	0.054	0.055	-010	0.265	0.049	0.053
-011					-6 or -011	0.312	0.054	0.055	-011	0.327	0.049	0.053
-012					-7 or -012	0.375	0.054	0.055	-012	0.390	0.049	0.053
-013									-013	0.455	0.049	0.053
-014									-014	0.518	0.049	0.053
-015									-015	0.580	0.049	0.053
-016									-016	0.643	0.049	0.053
-017									-017	0.705	0.049	0.053
-018									-018	0.768	0.049	0.053
-019									-019	0.830	0.049	0.053
-020									-020	0.898	0.049	0.053
-021									-021	0.960	0.049	0.053
-022									-022	1.023	0.049	0.053
-023									-023	1.085	0.049	0.053
-024									-024	1.148	0.049	0.053
-025									-025	1.210	0.049	0.053
-026									-026	1.273	0.049	0.053
-027									-027	1.335	0.049	0.053
-028									-028	1.398	0.049	0.053
-029 through -109	No corresponding backup rings.											
-110					-8 or -110	0.375	0.054	0.088	-110	0.390	0.049	0.086
-111					-9 or -111	0.437	0.054	0.088	-111	0.452	0.049	0.086
-112					-10 or -112	0.500	0.054	0.088	-112	0.515	0.049	0.086
-113					-11 or -113	0.562	0.054	0.088	-113	0.577	0.049	0.086
-114					-12 or -114	0.625	0.054	0.088	-114	0.640	0.049	0.086
-115					-13 or -115	0.688	0.054	0.088	-115	0.702	0.049	0.086
-116					-14 or -116	0.750	0.054	0.088	-116	0.765	0.049	0.086
-117									-117	0.832	0.049	0.086
-118									-118	0.895	0.049	0.086
-119									-119	0.957	0.049	0.086
-120									-120	1.020	0.049	0.086
-121									-121	1.082	0.049	0.086
-122									-122	1.145	0.049	0.086
-123									-123	1.207	0.049	0.086
-124									-124	1.270	0.049	0.086
-125									-125	1.332	0.049	0.086
-126									-126	1.397	0.049	0.086
-127									-127	1.459	0.049	0.086
-128									-128	1.522	0.049	0.086
-129									-129	1.584	0.049	0.086
-130									-130	1.647	0.049	0.086
-131									-131	1.709	0.049	0.086
-132									-132	1.772	0.049	0.086
-133									-133	1.834	0.049	0.086
-134									-134	1.897	0.049	0.086
-135									-135	1.959	0.049	0.086
-136									-136	2.022	0.049	0.086
-137									-137	2.084	0.049	0.086
-138									-138	2.147	0.049	0.086
-139									-139	2.209	0.049	0.086
-140 through -209	No corresponding backup rings.											
-210					-15 or -210	0.750	0.054	0.121	-210	0.766	0.049	0.119
-211					-16 or -211	0.812	0.054	0.121	-211	0.828	0.049	0.119
-212					-17 or -212	0.875	0.054	0.121	-212	0.891	0.049	0.119
-213					-18 or -213	0.937	0.054	0.121	-213	0.953	0.049	0.119
-214					-19 or -214	1.000	0.054	0.121	-214	1.016	0.049	0.119
-215					-20 or -215	1.062	0.054	0.121	-215	1.078	0.049	0.119
-216					-21 or -216	1.125	0.054	0.121	-216	1.141	0.049	0.119
-217					-22 or -217	1.187	0.054	0.121	-217	1.203	0.049	0.119
-218					-23 or -218	1.250	0.054	0.121	-218	1.266	0.049	0.119
-219					-24 or -219	1.312	0.054	0.121	-219	1.334	0.049	0.119
-220					-25 or -220	1.375	0.054	0.121	-220	1.397	0.049	0.119
-221					-26 or -221	1.437	0.054	0.121	-221	1.459	0.049	0.119
-222					-27 or -222	1.500	0.054	0.121	-222	1.522	0.049	0.119
-223	-1	1.625	0.054	0.121	-223	1.625	0.054	0.121	-223	1.647	0.049	0.119
-224	-2	1.750	0.054	0.121	-224	1.750	0.054	0.121	-224	1.772	0.049	0.119
-225	-3	1.875	0.054	0.121	-225	1.875	0.054	0.121	-225	1.897	0.049	0.119



**Chart 2B-1**

**SINGLE-TURN BACKUP RINGS FOR USE WITH GLAND O-RINGS  
IN MIL-H-5606 AND MIL-H-83282 HYDRAULIC FLUIDS (CONTD)**



O-RING STANDARDIZED DASH NO.	LS4564				LS4565				MS28774			
	DASH NO.	ID	T	W	DASH NO.	ID	T	W	DASH NO.	ID	T	W
-226	-4	2.000	0.054	0.121	-226	2.000	0.054	0.121	-226	2.022	0.049	0.119
-227	-5	2.125	0.054	0.121	-227	2.125	0.054	0.121	-227	2.147	0.049	0.119
-228	-6	2.250	0.054	0.121	-228	2.250	0.054	0.121	-228	2.272	0.049	0.119
-229	-7	2.375	0.054	0.121	-229	2.375	0.054	0.121	-229	2.397	0.049	0.119
-230	-8	2.500	0.054	0.121	-230	2.500	0.054	0.121	-230	2.522	0.049	0.119
-231	-9	2.625	0.054	0.121	-231	2.625	0.054	0.121				
-232	-10	2.750	0.054	0.121	-232	2.750	0.054	0.121				
-233	-11	2.875	0.054	0.121	-233	2.875	0.054	0.121				
-234	-12	3.000	0.054	0.121	-234	3.000	0.054	0.121				
-235	-13	3.125	0.054	0.121	-235	3.125	0.054	0.121				
-236	-14	3.250	0.054	0.121	-236	3.250	0.054	0.121				
-237	-15	3.375	0.054	0.121	-237	3.375	0.054	0.121				
-238	-16	3.500	0.054	0.121	-238	3.500	0.054	0.121				
-239	-17	3.625	0.054	0.121	-239	3.625	0.054	0.121				
-240	-18	3.750	0.054	0.121	-240	3.750	0.054	0.121				
-241	-19	3.875	0.054	0.121	-241	3.875	0.054	0.121				
-242	-20	4.000	0.054	0.121	-242	4.000	0.054	0.121				
-243	-21	4.125	0.054	0.121	-243	4.125	0.054	0.121				
-244	-22	4.250	0.054	0.121	-244	4.250	0.054	0.121				
-245	-23	4.375	0.054	0.121	-245	4.375	0.054	0.121				
-246	-24	4.500	0.054	0.121	-246	4.500	0.054	0.121				
-247	-25	4.625	0.054	0.121	-247	4.625	0.054	0.121				
-248 through -324	No corresponding backup rings.											
-325					-28 or -325	1.500	0.067	0.185	-325	1.513	0.070	0.183
-326					-29 or -326	1.625	0.067	0.185	-326	1.636	0.070	0.183
-327					-30 or -327	1.750	0.067	0.185	-327	1.763	0.070	0.183
-328					-31 or -328	1.875	0.067	0.185	-328	1.888	0.070	0.183
-329					-32 or -329	2.000	0.067	0.185	-329	2.013	0.070	0.183
-330					-33 or -330	2.125	0.067	0.185	-330	2.138	0.070	0.183
-331					-34 or -331	2.250	0.067	0.185	-331	2.268	0.070	0.183
-332					-35 or -332	2.375	0.067	0.185	-332	2.393	0.070	0.183
-333					-36 or -333	2.500	0.067	0.185	-333	2.518	0.070	0.183
-334					-37 or -334	2.625	0.067	0.185	-334	2.643	0.070	0.183
-335					-38 or -335	2.750	0.067	0.185	-335	2.768	0.070	0.183
-336					-39 or -336	2.875	0.067	0.185	-336	2.893	0.070	0.183
-337					-40 or -337	3.000	0.067	0.185	-337	3.018	0.070	0.183
-338					-41 or -338	3.125	0.067	0.185	-338	3.143	0.070	0.183
-339					-42 or -339	3.250	0.067	0.185	-339	3.273	0.070	0.183
-340					-43 or -340	3.375	0.067	0.185	-340	3.398	0.070	0.183
-341					-44 or -341	3.500	0.067	0.185	-341	3.523	0.070	0.183
-342					-45 or -342	3.625	0.067	0.185	-342	3.648	0.070	0.183
-343					-46 or -343	3.750	0.067	0.185	-343	3.773	0.070	0.183
-344					-47 or -344	3.875	0.067	0.185	-344	3.898	0.070	0.183
-345					-48 or -345	4.000	0.067	0.185	-345	4.028	0.070	0.183
-346					-49 or -346	4.125	0.067	0.185	-346	4.153	0.070	0.183
-347					-50 or -347	4.250	0.067	0.185	-347	4.278	0.070	0.183
-348					-51 or -348	4.375	0.067	0.185	-348	4.403	0.070	0.183
-349					-52 or -349	4.500	0.067	0.185	-349	4.528	0.070	0.183
-350 through -424	No corresponding backup rings.											
-425					-88 or -425	4.500	0.098	0.238	-425	4.551	0.105	0.237
-426					-53 or -426	4.625	0.098	0.238	-426	4.676	0.105	0.237
-427					-54 or -427	4.750	0.098	0.238	-427	4.801	0.105	0.237
-428					-55 or -428	4.875	0.098	0.238	-428	4.926	0.105	0.237
-429					-56 or -429	5.000	0.098	0.238	-429	5.051	0.105	0.237
-430					-57 or -430	5.125	0.098	0.238	-430	5.176	0.105	0.237
-431					-58 or -431	5.250	0.098	0.238	-431	5.301	0.105	0.237
-432					-59 or -432	5.375	0.098	0.238	-432	5.426	0.105	0.237
-433					-60 or -433	5.500	0.098	0.238	-433	5.551	0.105	0.237
-434					-61 or -434	5.625	0.098	0.238	-434	5.676	0.105	0.237
-435					-62 or -435	5.750	0.098	0.238	-435	5.801	0.105	0.237
-436					-63 or -436	5.875	0.098	0.238	-436	5.926	0.105	0.237
-437					-64 or -437	6.000	0.098	0.238	-437	6.051	0.105	0.237
-438					-65 or -438	6.250	0.098	0.238				
-439					-66 or -439	6.500	0.098	0.238				
-440					-67 or -440	6.750	0.098	0.238				
-441					-68 or -441	7.000	0.098	0.238				
-442					-69 or -442	7.250	0.098	0.238				
-443					-70 or -443	7.500	0.098	0.238				
-444					-71 or -444	7.750	0.098	0.238				
-445					-72 or -445	8.000	0.098	0.238				
-446					-73 or -446	8.500	0.098	0.238				
-447					-74 or -447	9.000	0.098	0.238				
-448					-75 or -448	9.500	0.098	0.238				
-449					-76 or -449	10.000	0.098	0.238				
-450					-77 or -450	10.500	0.098	0.238				



**Chart 2B-1**


**SINGLE-TURN BACKUP RINGS FOR USE WITH GLAND O-RINGS  
IN MIL-H-5606 AND MIL-H-83282 HYDRAULIC FLUIDS (CONTD)**



O-RING STANDARDIZED DASH NO.	LS4564				LS4565				MS28774			
	DASH NO.	ID	T	W	DASH NO.	ID	T	W	DASH NO.	ID	T	W
-451					-78 or -451	11.000	0.098	0.238				
-452					-79 or -452	11.500	0.098	0.238				
-453					-80 or -453	12.000	0.098	0.238				
-454					-81 or -454	12.500	0.098	0.238				
-455					-82 or -455	13.000	0.098	0.238				
-456					-83 or -456	13.500	0.098	0.238				
-457					-84 or -457	14.000	0.098	0.238				
-458					-85 or -458	14.500	0.098	0.238				
-459					-86 or -459	15.000	0.098	0.238				
-460					-87 or -460	15.500	0.098	0.238				
-461 through -475	No corresponding backup rings.											

**Chart 2B-2**

**DOUBLE-TURN BACKUP RINGS FOR USE WITH GLAND O-RINGS  
IN MIL-H-5606 AND MIL-H-83282 HYDRAULIC FLUIDS**




O-RING STANDARDIZED DASH NO.	MS28782				MS28783			
	DASH NO.	ID	T	W	DASH NO.	ID	T	W
-001 through -005	No corresponding backup rings.							
-006	-1	0.125	0.027	0.055				
-007	-2	0.156	0.027	0.055				
-008	-3	0.188	0.027	0.055				
-009	-4	0.219	0.027	0.055				
-010	-5	0.250	0.027	0.055				
-011	-6	0.312	0.027	0.055				
-012	-7	0.375	0.027	0.055				
-013 through -109	No corresponding backup rings.							
-110	-8	0.375	0.027	0.088				
-111	-9	0.438	0.027	0.088				
-112	-10	0.500	0.027	0.088				
-113	-11	0.562	0.027	0.088				
-114	-12	0.625	0.027	0.088				
-115	-13	0.688	0.027	0.088				
-116	-14	0.750	0.027	0.088				
-117 through -209	No corresponding backup rings.							
-210	-15	0.750	0.027	0.121				
-211	-16	0.812	0.027	0.121				
-212	-17	0.875	0.027	0.121				
-213	-18	0.938	0.027	0.121				
-214	-19	1.000	0.027	0.121				
-215	-20	1.062	0.027	0.121				
-216	-21	1.125	0.027	0.121				
-217	-22	1.188	0.027	0.121				
-218	-23	1.250	0.027	0.121				
-219	-24	1.312	0.027	0.121				
-220	-25	1.375	0.027	0.121				
-221	-26	1.438	0.027	0.121				
-222	-27	1.500	0.027	0.121				
-223					-1	1.625	0.027	0.120
-224					-2	1.750	0.027	0.120
-225					-3	1.875	0.027	0.120
-226					-4	2.000	0.027	0.120
-227					-5	2.125	0.027	0.120
-228					-6	2.250	0.027	0.120
-229					-7	2.375	0.027	0.120
-230					-8	2.500	0.027	0.120
-231					-9	2.625	0.027	0.120
-232					-10	2.750	0.027	0.120
-233					-11	2.875	0.027	0.120
-234					-12	3.000	0.027	0.120
-235					-13	3.125	0.027	0.120
-236					-14	3.250	0.027	0.120
-237					-15	3.375	0.027	0.120
-238					-16	3.500	0.027	0.120
-239					-17	3.625	0.027	0.120
-240					-18	3.750	0.027	0.120
-241					-19	3.875	0.027	0.120





**Chart 2B-2**

**DOUBLE-TURN BACKUP RINGS FOR USE WITH GLAND O-RINGS  
IN MIL-H-5606 AND MIL-H-83282 HYDRAULIC FLUIDS (CONTD)**



O-RING STANDARDIZED DASH NO.	MS28782				MS28783			
	DASH NO.	ID	T	W	DASH NO.	ID	T	W
-242					-20	4.000	0.027	0.120
-243					-21	4.125	0.027	0.120
-244					-22	4.250	0.027	0.120
-245					-23	4.375	0.027	0.120
-246					-24	4.500	0.027	0.120
-247					-25	4.625	0.027	0.120
-248 through -324	No corresponding backup rings.							
-325	-28	1.500	0.034	0.185				
-326	-29	1.625	0.034	0.185				
-327	-30	1.750	0.034	0.185				
-328	-31	1.875	0.034	0.185				
-329	-32	2.000	0.034	0.185				
-330	-33	2.125	0.034	0.185				
-331	-34	2.250	0.034	0.185				
-332	-35	2.375	0.034	0.185				
-333	-36	2.500	0.034	0.185				
-334	-37	2.625	0.034	0.185				
-335	-38	2.750	0.034	0.185				
-336	-39	2.875	0.034	0.185				
-337	-40	3.000	0.034	0.185				
-338	-41	3.125	0.034	0.185				
-339	-42	3.250	0.034	0.185				
-340	-43	3.375	0.034	0.185				
-341	-44	3.500	0.034	0.185				
-342	-45	3.625	0.034	0.185				
-343	-46	3.750	0.034	0.185				
-344	-47	3.875	0.034	0.185				
-345	-48	4.000	0.034	0.185				
-346	-49	4.125	0.034	0.185				
-347	-50	4.250	0.034	0.185				
-348	-51	4.375	0.034	0.185				
-349	-52	4.500	0.034	0.185				
-350 through -424	No corresponding backup rings.							
-425	-88	4.500	0.049	0.238				
-426	-53	4.625	0.049	0.238				
-427	-54	4.750	0.049	0.238				
-428	-55	4.875	0.049	0.238				
-429	-56	5.000	0.049	0.238				
-430	-57	5.125	0.049	0.238				
-431	-58	5.250	0.049	0.238				
-432	-59	5.375	0.049	0.238				
-433	-60	5.500	0.049	0.238				
-434	-61	5.625	0.049	0.238				
-435	-62	5.750	0.049	0.238				
-436	-63	5.875	0.049	0.238				
-437	-64	6.000	0.049	0.238				
-438	-65	6.250	0.049	0.238				
-439	-66	6.500	0.049	0.238				
-440	-67	6.750	0.049	0.238				
-441	-68	7.000	0.049	0.238				
-442	-69	7.250	0.049	0.238				
-443	-70	7.500	0.049	0.238				
-444	-71	7.750	0.049	0.238				
-445	-72	8.000	0.049	0.238				
-446	-73	8.500	0.049	0.238				
-447	-74	9.000	0.049	0.238				
-448	-75	9.500	0.049	0.238				
-449	-76	10.000	0.049	0.238				
-450	-77	10.500	0.049	0.238				
-451	-78	11.000	0.049	0.238				
-452	-79	11.500	0.049	0.238				
-453	-80	12.000	0.049	0.238				
-454	-81	12.500	0.049	0.238				
-455	-82	13.000	0.049	0.238				
-456	-83	13.500	0.049	0.238				
-457	-84	14.000	0.049	0.238				
-458	-85	14.500	0.049	0.238				
-459	-86	15.000	0.049	0.238				
-460	-87	15.500	0.049	0.238				
-461 through -475	No corresponding backup rings.							



**Chart 2C**

**BOSS O-RINGS FOR USE IN MIL-H-5606 AND MIL-H-83282 HYDRAULIC FLUIDS**




AS 568A STANDARDIZED DASH NO.	NOMINAL DIMENSIONS			AN6290	MS28778	LS4634	STSPK300	3( )N168-80	3( )N756-76	3( )PSI-30-5
	TUBE OD	ID	W							
-901	3/32	0.185	0.056					-901	-901	-901
-902	1/8	0.239	0.064	-2	-2	-2	-02	-902	-902	-902
-903	3/16	0.301	0.064	-3	-3	-3	-03	-903	-903	-903
-904	1/4	0.351	0.072	-4	-4	-4	-04	-904	-904	-904
-905	5/16	0.414	0.072	-5	-5	-5	-05	-905	-905	-905
-906	3/8	0.468	0.078	-6	-6	-6	-06	-906	-906	-906
-907	7/16	0.530	0.082					-907	-907	-907
-908	1/2	0.644	0.087	-8	-8	-8	-08	-908	-908	-908
-909	9/16	0.706	0.097					-909	-909	-909
-910	5/8	0.755	0.097	-10	-10	-10	-10	-910	-910	-910
-911	11/16	0.863	0.116					-911	-911	-911
-912	3/4	0.924	0.116	-12	-12	-12		-912	-912	-912
-913	13/16	0.986	0.116					-913	-913	-913
-914	7/8	1.047	0.116		-14			-914	-914	-914
-916	1	1.171	0.116	-16	-16	-16	-16	-916	-916	-916
-918	1-1/8	1.355	0.116					-918	-918	-918
-920	1-1/4	1.475	0.118	-20	-20	-20	-20	-920	-920	-920
-924	1-1/2	1.720	0.118	-24	-24	-24	-24	-924	-924	-924
-928	1-3/4	2.090	0.118	-28	-28	-28	-28	-928	-928	-928
-932	2	2.337	0.118	-32	-32	-32	-32	-932	-932	-932

AS 568A STANDARDIZED DASH NO.	NOMINAL DIMENSIONS			NAS1595	NAS1596	M83248/2
	TUBE OD	ID	W			
-901	3/32	0.185	0.056			-901
-902	1/8	0.239	0.064	-2	-2	-902
-903	3/16	0.301	0.064	-3	-3	-903
-904	1/4	0.351	0.072	-4	-4	-904
-905	5/16	0.414	0.072	-5	-5	-905
-906	3/8	0.468	0.078	-6	-6	-906
-907	7/16	0.530	0.082			-907
-908	1/2	0.644	0.087	-8	-8	-908
-909	9/16	0.706	0.097			-909
-910	5/8	0.755	0.097	-10	-10	-910
-911	11/16	0.863	0.116			-911
-912	3/4	0.924	0.116	-12	-12	-912
-913	13/16	0.986	0.116			-913
-914	7/8	1.047	0.116			-914
-916	1	1.171	0.116	-16	-16	-916
-918	1-1/8	1.355	0.116			-918
-920	1-1/4	1.475	0.118	-20	-20	-920
-924	1-1/2	1.720	0.118	-24	-24	-924
-928	1-3/4	2.090	0.118	-28	-28	-928
-932	2	2.337	0.118	-32	-32	-932

**Chart 2D**

**BACKUP RINGS FOR USE WITH BOSS O-RINGS IN MIL-H-5606 AND MIL-H-83282 HYDRAULIC FLUIDS**



O-RING STANDARDIZED DASH NO.	NOMINAL TUBE OD	LS4764				MS9058				MS28773			
		DASH NO.	ID	T	W	DASH NO.	ID	T	W	DASH NO.	ID	T	W
-901	3/32	No corresponding backup rings.											
-902	1/8					-02	0.246	0.056	0.112	-02	0.246	0.056	0.112
-903	3/16	-3	0.308	0.045	0.116	-03	0.309	0.056	0.112	-03	0.309	0.056	0.112
-904	1/4	-4	0.360	0.051	0.117	-04	0.360	0.061	0.117	-04	0.360	0.061	0.117
-905	5/16	-5	0.423	0.051	0.117	-05	0.423	0.061	0.117	-05	0.423	0.061	0.117
-906	3/8	-6	0.478	0.051	0.121	-06	0.478	0.061	0.121	-06	0.478	0.061	0.121
-907	7/16					-07	0.549	0.061	0.121				
-908	1/2	-8	0.656	0.051	0.125	-08	0.656	0.061	0.125	-08	0.656	0.061	0.125
-909	9/16					-09	0.718	0.061	0.125				
-910	5/8	-10	0.769	0.063	0.131	-10	0.769	0.073	0.131	-10	0.769	0.073	0.131
-911	11/16					-11	0.878	0.073	0.159				
-912	3/4	-12	0.941	0.063	0.170	-12	0.941	0.073	0.169	-12	0.941	0.073	0.169
-913	13/16	No corresponding backup rings.											
-914	7/8					-14	1.066	0.073	0.169				
-916	1	-16	1.191	0.063	0.168	-16	1.191	0.073	0.169	-16	1.191	0.073	0.169
-918	1-1/8					-18	1.378	0.073	0.169				
-920	1-1/4	-20	1.503	0.063	0.169	-20	1.503	0.073	0.169	-20	1.503	0.073	0.169
-924	1-1/2	-24	1.752	0.063	0.169	-24	1.752	0.073	0.169	-24	1.752	0.073	0.169
-928	1-3/4	-28	2.127	0.063	0.169	-28	2.127	0.073	0.169	-28	2.127	0.073	0.169
-932	2	-32	2.377	0.063	0.169	-32	2.377	0.073	0.169	-32	2.377	0.073	0.169





**Chart 3A**

**GLAND O-RINGS FOR USE IN MIL-L-7808 AND MIL-L-23699 LUBRICATING OILS**



AS 568A STANDARDIZED DASH NO.	NOMINAL DIMENSIONS		ANSI23856 to ANSI23934	LS5041	MS9241	MS29561	NAS1593	NAS1594	M83248/1	M25988/1
	ID	W								
-001	0.029	0.040			-001				-001	-001
-002	0.042	0.050			-002				-002	-002
-003	0.056	0.060			-003				-003	-003
-004	0.070	0.070			-004	-004	-004	-004	-004	-004
-005	0.101	0.070			-005	-005	-005	-005	-005	-005
-006	0.114	0.070	ANSI23856		-006	-006	-006	-006	-006	-006
-007	0.145	0.070	ANSI23857		-007	-007	-007	-007	-007	-007
-008	0.176	0.070	ANSI23858	-31	-008	-008	-008	-008	-008	-008
-009	0.208	0.070	ANSI23859	-29	-009	-009	-009	-009	-009	-009
-010	0.239	0.070	ANSI23860	-36	-010	-010	-010	-010	-010	-010
-011	0.301	0.070	ANSI23861		-011	-011	-011	-011	-011	-011
-012	0.364	0.070	ANSI23862		-012	-012	-012	-012	-012	-012
-013	0.426	0.070		-32	-013	-013	-013	-013	-013	-013
-014	0.489	0.070			-014	-014	-014	-014	-014	-014
-015	0.551	0.070			-015	-015	-015	-015	-015	-015
-016	0.614	0.070			-016	-016	-016	-016	-016	-016
-017	0.676	0.070			-017	-017	-017	-017	-017	-017
-018	0.739	0.070			-018	-018	-018	-018	-018	-018
-019	0.801	0.070			-019	-019	-019	-019	-019	-019
-020	0.864	0.070			-020	-020	-020	-020	-020	-020
-021	0.926	0.070			-021	-021	-021	-021	-021	-021
-022	0.989	0.070			-022	-022	-022	-022	-022	-022
-023	1.051	0.070			-023	-023	-023	-023	-023	-023
-024	1.114	0.070			-024	-024	-024	-024	-024	-024
-025	1.176	0.070			-025	-025	-025	-025	-025	-025
-026	1.239	0.070			-026	-026	-026	-026	-026	-026
-027	1.301	0.070			-027	-027	-027	-027	-027	-027
-028	1.364	0.070			-028	-028	-028	-028	-028	-028
-029	1.489	0.070			-029	-029	-029	-029	-029	-029
-030	1.614	0.070			-030	-030	-030	-030	-030	-030
-031	1.739	0.070			-031	-031	-031	-031	-031	-031
-032	1.864	0.070			-032	-032	-032	-032	-032	-032
-033	1.989	0.070			-033	-033	-033	-033	-033	-033
-034	2.114	0.070			-034	-034	-034	-034	-034	-034
-035	2.239	0.070			-035	-035	-035	-035	-035	-035
-036	2.364	0.070			-036	-036	-036	-036	-036	-036
-037	2.489	0.070			-037	-037	-037	-037	-037	-037
-038	2.614	0.070			-038	-038	-038	-038	-038	-038
-039	2.739	0.070			-039	-039	-039	-039	-039	-039
-040	2.864	0.070			-040	-040	-040	-040	-040	-040
-041	2.989	0.070			-041	-041	-041	-041	-041	-041
-042	3.239	0.070			-042	-042	-042	-042	-042	-042
-043	3.489	0.070			-043	-043	-043	-043	-043	-043
-044	3.739	0.070			-044	-044	-044	-044	-044	-044
-045	3.989	0.070			-045	-045	-045	-045	-045	-045
-046	4.239	0.070			-046	-046	-046	-046	-046	-046
-047	4.489	0.070			-047	-047	-047	-047	-047	-047
-048	4.739	0.070			-048	-048	-048	-048	-048	-048
-049	4.989	0.070			-049	-049	-049	-049	-049	-049
-050	5.239	0.070			-050	-050	-050	-050	-050	-050
-051 through -101	O-ring sizes not assigned.									
-102	0.049	0.103			-102				-102	-102
-103	0.081	0.103			-103				-103	-103
-104	0.112	0.103			-104				-104	-104
-105	0.143	0.103			-105				-105	-105
-106	0.174	0.103			-106				-106	-106
-107	0.206	0.103			-107				-107	-107
-108	0.237	0.103			-108				-108	-108
-109	0.299	0.103			-109				-109	-109
-110	0.362	0.103	ANSI23863		-110	-110	-110	-110	-110	-110
-111	0.424	0.103	ANSI23864		-111	-111	-111	-111	-111	-111
-112	0.487	0.103	ANSI23865	-37	-112	-112	-112	-112	-112	-112
-113	0.549	0.103	ANSI23866	-28	-113	-113	-113	-113	-113	-113
-114	0.612	0.103	ANSI23867		-114	-114	-114	-114	-114	-114
-115	0.674	0.103	ANSI23868	-41	-115	-115	-115	-115	-115	-115
-116	0.737	0.103	ANSI23869	-1	-116	-116	-116	-116	-116	-116
-117	0.799	0.103			-117	-117	-117	-117	-117	-117
-118	0.862	0.103			-118	-118	-118	-118	-118	-118
-119	0.924	0.103			-119	-119	-119	-119	-119	-119
-120	0.987	0.103			-120	-120	-120	-120	-120	-120
-121	1.049	0.103			-121	-121	-121	-121	-121	-121
-122	1.112	0.103		-30	-122	-122	-122	-122	-122	-122
-123	1.174	0.103			-123	-123	-123	-123	-123	-123
-124	1.237	0.103			-124	-124	-124	-124	-124	-124
-125	1.299	0.103			-125	-125	-125	-125	-125	-125

**3A**



**Chart 3A**

**GLAND O-RINGS FOR USE IN MIL-L-7808 AND MIL-L-23699 LUBRICATING OILS (CONTD)**



AS 568A STANDARDIZED DASH NO.	NOMINAL DIMENSIONS		ANI23856 to ANI23934	LS5041	MS9241	MS29561	NAS1593	NAS1594	M83248/1	M25988/1
	ID	W								
-126	1.362	0.103			-126	-126	-126	-126	-126	-126
-127	1.424	0.103			-127	-127	-127	-127	-127	-127
-128	1.487	0.103			-128	-128	-128	-128	-128	-128
-129	1.549	0.103		-39	-129	-129	-129	-129	-129	-129
-130	1.612	0.103			-130	-130	-130	-130	-130	-130
-131	1.674	0.103			-131	-131	-131	-131	-131	-131
-132	1.737	0.103			-132	-132	-132	-132	-132	-132
-133	1.799	0.103			-133	-133	-133	-133	-133	-133
-134	1.862	0.103			-134	-134	-134	-134	-134	-134
-135	1.925	0.103			-135	-135	-135	-135	-135	-135
-136	1.987	0.103			-136	-136	-136	-136	-136	-136
-137	2.050	0.103			-137	-137	-137	-137	-137	-137
-138	2.112	0.103		-2	-138	-138	-138	-138	-138	-138
-139	2.175	0.103			-139	-139	-139	-139	-139	-139
-140	2.237	0.103			-140	-140	-140	-140	-140	-140
-141	2.300	0.103			-141	-141	-141	-141	-141	-141
-142	2.362	0.103			-142	-142	-142	-142	-142	-142
-143	2.425	0.103		-3	-143	-143	-143	-143	-143	-143
-144	2.487	0.103			-144	-144	-144	-144	-144	-144
-145	2.550	0.103			-145	-145	-145	-145	-145	-145
-146	2.612	0.103			-146	-146	-146	-146	-146	-146
-147	2.675	0.103			-147	-147	-147	-147	-147	-147
-148	2.737	0.103			-148	-148	-148	-148	-148	-148
-149	2.800	0.103			-149	-149	-149	-149	-149	-149
-150	2.862	0.103			-150	-150	-150	-150	-150	-150
-151	2.987	0.103			-151	-151	-151	-151	-151	-151
-152	3.237	0.103			-152	-152	-152	-152	-152	-152
-153	3.487	0.103			-153	-153	-153	-153	-153	-153
-154	3.737	0.103			-154	-154	-154	-154	-154	-154
-155	3.987	0.103			-155	-155	-155	-155	-155	-155
-156	4.237	0.103			-156	-156	-156	-156	-156	-156
-157	4.487	0.103			-157	-157	-157	-157	-157	-157
-158	4.737	0.103			-158	-158	-158	-158	-158	-158
-159	4.987	0.103			-159	-159	-159	-159	-159	-159
-160	5.237	0.103			-160	-160	-160	-160	-160	-160
-161	5.487	0.103			-161	-161	-161	-161	-161	-161
-162	5.737	0.103			-162	-162	-162	-162	-162	-162
-163	5.987	0.103			-163	-163	-163	-163	-163	-163
-164	6.237	0.103			-164	-164	-164	-164	-164	-164
-165	6.487	0.103			-165	-165	-165	-165	-165	-165
-166	6.737	0.103			-166	-166	-166	-166	-166	-166
-167	6.987	0.103			-167	-167	-167	-167	-167	-167
-168	7.237	0.103			-168	-168	-168	-168	-168	-168
-169	7.487	0.103			-169	-169	-169	-169	-169	-169
-170	7.737	0.103			-170	-170	-170	-170	-170	-170
-171	7.987	0.103			-171	-171	-171	-171	-171	-171
-172	8.237	0.103			-172	-172	-172	-172	-172	-172
-173	8.487	0.103			-173	-173	-173	-173	-173	-173
-174	8.737	0.103			-174	-174	-174	-174	-174	-174
-175	8.987	0.103			-175	-175	-175	-175	-175	-175
-176	9.237	0.103			-176	-176	-176	-176	-176	-176
-177	9.487	0.103			-177	-177	-177	-177	-177	-177
-178	9.737	0.103			-178	-178	-178	-178	-178	-178
-179 through -200	O-ring sizes not assigned.									
-201	0.171	0.139			-201				-201	-201
-202	0.234	0.139			-202				-202	-202
-203	0.296	0.139			-203				-203	-203
-204	0.359	0.139			-204				-204	-204
-205	0.421	0.139			-205				-205	-205
-206	0.484	0.139			-206				-206	-206
-207	0.546	0.139			-207				-207	-207
-208	0.609	0.139			-208				-208	-208
-209	0.671	0.139			-209				-209	-209
-210	0.734	0.139	ANI23870		-210	-210	-210	-210	-210	-210
-211	0.796	0.139	ANI23871		-211	-211	-211	-211	-211	-211
-212	0.859	0.139	ANI23872		-212	-212	-212	-212	-212	-212
-213	0.921	0.139	ANI23873		-213	-213	-213	-213	-213	-213
-214	0.984	0.139	ANI23874		-214	-214	-214	-214	-214	-214
-215	1.046	0.139	ANI23875	-42	-215	-215	-215	-215	-215	-215
-216	1.109	0.139	ANI23876		-216	-216	-216	-216	-216	-216
-217	1.171	0.139	ANI23877	-34	-217	-217	-217	-217	-217	-217
-218	1.234	0.139	ANI23878	-35	-218	-218	-218	-218	-218	-218
-219	1.296	0.139	ANI23879		-219	-219	-219	-219	-219	-219
-220	1.359	0.139	ANI23880		-220	-220	-220	-220	-220	-220
-221	1.421	0.139	ANI23881		-221	-221	-221	-221	-221	-221





**Chart 3A**

**GLAND O-RINGS FOR USE IN MIL-L-7808 AND MIL-L-23699 LUBRICATING OILS (CONTD)**



AS 568A STANDARDIZED DASH NO.	NOMINAL DIMENSIONS		ANI23856 to ANI23934	LSS041	MS9241	MS29561	NAS1593	NAS1594	M83248/1	M25988/1
	ID	W								
-222	1.484	0.139	ANI23882		-222	-222	-222	-222	-222	-222
-223	1.609	0.139	ANI23883	-9	-223	-223	-223	-223	-223	-223
-224	1.734	0.139	ANI23884		-224	-224	-224	-224	-224	-224
-225	1.859	0.139	ANI23885		-225	-225	-225	-225	-225	-225
-226	1.984	0.139	ANI23886		-226	-226	-226	-226	-226	-226
-227	2.109	0.139	ANI23887	-38	-227	-227	-227	-227	-227	-227
-228	2.234	0.139	ANI23888	-10	-228	-228	-228	-228	-228	-228
-229	2.359	0.139	ANI23889		-229	-229	-229	-229	-229	-229
-230	2.484	0.139	ANI23890	-33	-230	-230	-230	-230	-230	-230
-231	2.609	0.139	ANI23891	-26	-231	-231	-231	-231	-231	-231
-232	2.734	0.139	ANI23892	-27	-232	-232	-232	-232	-232	-232
-233	2.859	0.139	ANI23893		-233	-233	-233	-233	-233	-233
-234	2.984	0.139	ANI23894		-234	-234	-234	-234	-234	-234
-235	3.109	0.139	ANI23895		-235	-235	-235	-235	-235	-235
-236	3.234	0.139	ANI23896		-236	-236	-236	-236	-236	-236
-237	3.359	0.139	ANI23897		-237	-237	-237	-237	-237	-237
-238	3.484	0.139	ANI23898		-238	-238	-238	-238	-238	-238
-239	3.609	0.139	ANI23899		-239	-239	-239	-239	-239	-239
-240	3.734	0.139	ANI23900		-240	-240	-240	-240	-240	-240
-241	3.859	0.139	ANI23901		-241	-241	-241	-241	-241	-241
-242	3.984	0.139	ANI23902		-242	-242	-242	-242	-242	-242
-243	4.109	0.139	ANI23903		-243	-243	-243	-243	-243	-243
-244	4.234	0.139	ANI23904	-20	-244	-244	-244	-244	-244	-244
-245	4.359	0.139	ANI23905		-245	-245	-245	-245	-245	-245
-246	4.484	0.139	ANI23906		-246	-246	-246	-246	-246	-246
-247	4.609	0.139	ANI23907	-24	-247	-247	-247	-247	-247	-247
-248	4.734	0.139	ANI23908		-248	-248	-248	-248	-248	-248
-249	4.859	0.139	ANI23909		-249	-249	-249	-249	-249	-249
-250	4.984	0.139	ANI23910		-250	-250	-250	-250	-250	-250
-251	5.109	0.139	ANI23911		-251	-251	-251	-251	-251	-251
-252	5.234	0.139	ANI23912		-252	-252	-252	-252	-252	-252
-253	5.359	0.139	ANI23913	-11	-253	-253	-253	-253	-253	-253
-254	5.484	0.139	ANI23914		-254	-254	-254	-254	-254	-254
-255	5.609	0.139	ANI23915		-255	-255	-255	-255	-255	-255
-256	5.734	0.139	ANI23916		-256	-256	-256	-256	-256	-256
-257	5.859	0.139	ANI23917		-257	-257	-257	-257	-257	-257
-258	5.984	0.139	ANI23918		-258	-258	-258	-258	-258	-258
-259	6.234	0.139	ANI23919		-259	-259	-259	-259	-259	-259
-260	6.484	0.139	ANI23920		-260	-260	-260	-260	-260	-260
-261	6.734	0.139	ANI23921		-261	-261	-261	-261	-261	-261
-262	6.984	0.139	ANI23922	-25	-262	-262	-262	-262	-262	-262
-263	7.234	0.139	ANI23923	-21	-263	-263	-263	-263	-263	-263
-264	7.484	0.139	ANI23924		-264	-264	-264	-264	-264	-264
-265	7.734	0.139	ANI23925		-265	-265	-265	-265	-265	-265
-266	7.984	0.139	ANI23926		-266	-266	-266	-266	-266	-266
-267	8.234	0.139	ANI23927		-267	-267	-267	-267	-267	-267
-268	8.484	0.139	ANI23928		-268	-268	-268	-268	-268	-268
-269	8.734	0.139	ANI23929		-269	-269	-269	-269	-269	-269
-270	8.984	0.139	ANI23930		-270	-270	-270	-270	-270	-270
-271	9.234	0.139	ANI23931		-271	-271	-271	-271	-271	-271
-272	9.484	0.139	ANI23932		-272	-272	-272	-272	-272	-272
-273	9.734	0.139	ANI23933		-273	-273	-273	-273	-273	-273
-274	9.984	0.139	ANI23934		-274	-274	-274	-274	-274	-274
-275	10.484	0.139			-275		-275	-275	-275	-275
-276	10.984	0.139			-276		-276	-276	-276	-276
-277	11.484	0.139			-277		-277	-277	-277	-277
-278	11.984	0.139			-278		-278	-278	-278	-278
-279	12.984	0.139			-279		-279	-279	-279	-279
-280	13.984	0.139			-280		-280	-280	-280	-280
-281	14.984	0.139			-281		-281	-281	-281	-281
-282	15.955	0.139			-282			-282	-282	-282
-283	16.955	0.139			-283			-283	-283	-283
-284	17.955	0.139			-284			-284	-284	-284
-285 through -308	O-ring sizes not assigned.									
-309	0.412	0.210			-309				-309	-309
-310	0.475	0.210			-310				-310	-310
-311	0.537	0.210			-311				-311	-311
-312	0.600	0.210			-312				-312	-312
-313	0.662	0.210			-313				-313	-313
-314	0.725	0.210			-314				-314	-314
-315	0.787	0.210			-315				-315	-315
-316	0.850	0.210			-316				-316	-316
-317	0.912	0.210			-317				-317	-317
-318	0.975	0.210			-318				-318	-318
-319	1.037	0.210			-319				-319	-319



**Chart 3A**

**GLAND O-RINGS FOR USE IN MIL-L-7808 AND MIL-L-23699 LUBRICATING OILS (CONTD)**



AS 568A STANDARDIZED DASH NO.	NOMINAL DIMENSIONS		ANI23856 to ANI23934	LS5041	MS9241	MS29561	NAS1593	NAS1594	M83248/1	M25988/1
	ID	W								
-320	1.100	0.210			-320				-320	-320
-321	1.162	0.210			-321				-321	-321
-322	1.225	0.210			-322				-322	-322
-323	1.289	0.210			-323				-323	-323
-324	1.350	0.210			-324				-324	-324
-325	1.475	0.210		-12	-325	-325	-325	-325	-325	-325
-326	1.600	0.210			-326	-326	-326	-326	-326	-326
-327	1.725	0.210			-327	-327	-327	-327	-327	-327
-328	1.850	0.210			-328	-328	-328	-328	-328	-328
-329	1.975	0.210		-18	-329	-329	-329	-329	-329	-329
-330	2.100	0.210			-330	-330	-330	-330	-330	-330
-331	2.225	0.210			-331	-331	-331	-331	-331	-331
-332	2.350	0.210			-332	-332	-332	-332	-332	-332
-333	2.475	0.210		-19	-333	-333	-333	-333	-333	-333
-334	2.600	0.210			-334	-334	-334	-334	-334	-334
-335	2.725	0.210			-335	-335	-335	-335	-335	-335
-336	2.850	0.210			-336	-336	-336	-336	-336	-336
-337	2.975	0.210			-337	-337	-337	-337	-337	-337
-338	3.100	0.210			-338	-338	-338	-338	-338	-338
-339	3.225	0.210			-339	-339	-339	-339	-339	-339
-340	3.350	0.210			-340	-340	-340	-340	-340	-340
-341	3.475	0.210			-341	-341	-341	-341	-341	-341
-342	3.600	0.210			-342	-342	-342	-342	-342	-342
-343	3.725	0.210			-343	-343	-343	-343	-343	-343
-344	3.850	0.210			-344	-344	-344	-344	-344	-344
-345	3.975	0.210			-345	-345	-345	-345	-345	-345
-346	4.100	0.210			-346	-346	-346	-346	-346	-346
-347	4.225	0.210			-347	-347	-347	-347	-347	-347
-348	4.350	0.210			-348	-348	-348	-348	-348	-348
-349	4.475	0.210			-349	-349	-349	-349	-349	-349
-350	4.600	0.210			-350				-350	-350
-351	4.725	0.210			-351				-351	-351
-352	4.850	0.210			-352				-352	-352
-353	4.975	0.210			-353				-353	-353
-354	5.100	0.210			-354				-354	-354
-355	5.225	0.210			-355				-355	-355
-356	5.350	0.210			-356				-356	-356
-357	5.475	0.210			-357				-357	-357
-358	5.600	0.210			-358				-358	-358
-359	5.725	0.210			-359				-359	-359
-360	5.850	0.210			-360				-360	-360
-361	5.975	0.210			-361				-361	-361
-362	6.225	0.210			-362				-362	-362
-363	6.475	0.210			-363				-363	-363
-364	6.725	0.210			-364				-364	-364
-365	6.975	0.210			-365				-365	-365
-366	7.225	0.210			-366				-366	-366
-367	7.475	0.210			-367				-367	-367
-368	7.725	0.210			-368				-368	-368
-369	7.975	0.210			-369				-369	-369
-370	8.225	0.210			-370				-370	-370
-371	8.475	0.210			-371				-371	-371
-372	8.725	0.210			-372				-372	-372
-373	8.975	0.210			-373				-373	-373
-374	9.225	0.210			-374				-374	-374
-375	9.475	0.210			-375				-375	-375
-376	9.725	0.210			-376				-376	-376
-377	9.975	0.210			-377				-377	-377
-378	10.475	0.210			-378				-378	-378
-379	10.975	0.210			-379				-379	-379
-380	11.475	0.210			-380				-380	-380
-381	11.975	0.210			-381				-381	-381
-382	12.975	0.210			-382				-382	-382
-383	13.975	0.210			-383				-383	-383
-384	14.975	0.210			-384				-384	-384
-385	15.955	0.210			-385				-385	-385
-386	16.955	0.210			-386				-386	-386
-387	17.955	0.210			-387				-387	-387
-388	18.955	0.210			-388				-388	-388
-389	19.955	0.210			-389				-389	-389
-390	20.955	0.210			-390				-390	-390
-391	21.955	0.210			-391				-391	-391
-392	22.940	0.210			-392				-392	-392
-393	23.940	0.210			-393				-393	-393
-394	24.940	0.210			-394				-394	-394





**Chart 3A**

**GLAND O-RINGS FOR USE IN MIL-L-7808 AND MIL-L-23699 LUBRICATING OILS (CONTD)**



AS 568A STANDARDIZED DASH NO.	NOMINAL DIMENSIONS		ANI23856 to ANI23934	LS5041	MS9241	MS29561	NAS1993	NAS1594	M83248/1	M25988/1
	ID	W								
-395	25.940	0.210			-395				-395	-395
-396 through -424	O-ring sizes not assigned.									
-425	4.475	0.275			-425	-425	-425	-425	-425	-425
-426	4.600	0.275			-426	-426	-426	-426	-426	-426
-427	4.725	0.275			-427	-427	-427	-427	-427	-427
-428	4.850	0.275			-428	-428	-428	-428	-428	-428
-429	4.975	0.275			-429	-429	-429	-429	-429	-429
-430	5.100	0.275			-430	-430	-430	-430	-430	-430
-431	5.225	0.275			-431	-431	-431	-431	-431	-431
-432	5.350	0.275			-432	-432	-432	-432	-432	-432
-433	5.475	0.275			-433	-433	-433	-433	-433	-433
-434	5.600	0.275			-434	-434	-434	-434	-434	-434
-435	5.725	0.275			-435	-435	-435	-435	-435	-435
-436	5.850	0.275			-436	-436	-436	-436	-436	-436
-437	5.975	0.275			-437	-437	-437	-437	-437	-437
-438	6.225	0.275			-438	-438	-438	-438	-438	-438
-439	6.475	0.275			-439	-439	-439	-439	-439	-439
-440	6.725	0.275		-14	-440	-440	-440	-440	-440	-440
-441	6.975	0.275			-441	-441	-441	-441	-441	-441
-442	7.225	0.275			-442	-442	-442	-442	-442	-442
-443	7.475	0.275			-443	-443	-443	-443	-443	-443
-444	7.725	0.275			-444	-444	-444	-444	-444	-444
-445	7.975	0.275			-445	-445	-445	-445	-445	-445
-446	8.475	0.275			-446	-446	-446	-446	-446	-446
-447	8.975	0.275		-23	-447	-447	-447	-447	-447	-447
-448	9.475	0.275			-448	-448	-448	-448	-448	-448
-449	9.975	0.275			-449	-449	-449	-449	-449	-449
-450	10.475	0.275			-450	-450	-450	-450	-450	-450
-451	10.975	0.275			-451	-451	-451	-451	-451	-451
-452	11.475	0.275			-452	-452	-452	-452	-452	-452
-453	11.975	0.275			-453	-453	-453	-453	-453	-453
-454	12.475	0.275			-454	-454	-454	-454	-454	-454
-455	12.975	0.275			-455	-455	-455	-455	-455	-455
-456	13.475	0.275			-456	-456	-456	-456	-456	-456
-457	13.975	0.275			-457	-457	-457	-457	-457	-457
-458	14.475	0.275			-458	-458	-458	-458	-458	-458
-459	14.975	0.275			-459	-459	-459	-459	-459	-459
-460	15.475	0.275			-460	-460	-460	-460	-460	-460
-461	15.955	0.275			-461				-461	-461
-462	16.455	0.275			-462				-462	-462
-463	16.955	0.275			-463				-463	-463
-464	17.455	0.275			-464				-464	-464
-465	17.955	0.275			-465				-465	-465
-466	18.455	0.275			-466				-466	-466
-467	18.955	0.275			-467				-467	-467
-468	19.455	0.275			-468				-468	-468
-469	19.955	0.275			-469				-469	-469
-470	20.955	0.275			-470				-470	-470
-471	21.955	0.275			-471				-471	-471
-472	22.940	0.275			-472				-472	-472
-473	23.940	0.275			-473				-473	-473
-474	24.940	0.275			-474				-474	-474
-475	25.940	0.275			-475				-475	-475



**Chart 3B**

**BOSS O-RINGS FOR USE IN MIL-L-7808 AND MIL-L-23699 LUBRICATING OILS**



AS 568A STANDARDIZED DASH NO.	NOMINAL DIMENSIONS			LS5041	MS9355	NAS617	NAS1595	NAS1596	M83248/2
	TUBE OD	ID	W						
-901	3/32	0.185	0.056		-01				-901
-902	1/8	0.239	0.064		-02	-2	-2	-2	-902
-903	3/16	0.301	0.064	-17	-03	-3	-3	-3	-903
-904	1/4	0.351	0.072	-4	-04	-4	-4	-4	-904
-905	5/16	0.414	0.072		-05	-5	-5	-5	-905
-906	3/8	0.468	0.078	-5	-06	-6	-6	-6	-906
-907	7/16	0.530	0.082		-07				-907
-908	1/2	0.644	0.087	-15	-08	-8	-8	-8	-908
-909	9/16	0.706	0.097		-09				-909
-910	5/8	0.755	0.097	-40	-10	-10	-10	-10	-910
-911	11/16	0.863	0.116		-11				-911
-912	3/4	0.924	0.116	-6	-12	-12	-12	-12	-912
-913	13/16	0.986	0.116		-13				-913
-914	7/8	1.047	0.116		-14				-914
-916	1	1.171	0.116	-7	-16	-16	-16	-16	-916
-918	1-1/8	1.355	0.116		-18				-918
-920	1-1/4	1.475	0.118	-13	-20	-20	-20	-20	-920
-924	1-1/2	1.720	0.118	-8	-24	-24	-24	-24	-924
-928	1-3/4	2.090	0.118		-28	-28	-28	-28	-928
-932	2	2.337	0.118		-32	-32	-32	-32	-932

**Chart 4A**

**GLAND O-RINGS FOR USE IN COMMON JET FUELS**



AS 568A STANDARDIZED DASH NO.	NOMINAL DIMENSIONS		AN123956 to AN124034	MS9021	MS29513	NAS1593	NAS1594	M83248/1	M25988/1
	ID	W							
-001	0.029	0.040		-001	-001			-001	-001
-002	0.042	0.050		-002	-002			-002	-002
-003	0.056	0.060		-003	-003			-003	-003
-004	0.070	0.070		-004	-004	-004	-004	-004	-004
-005	0.101	0.070		-005	-005	-005	-005	-005	-005
-006	0.114	0.070	AN123956	-006	-006	-006	-006	-006	-006
-007	0.145	0.070	AN123957	-007	-007	-007	-007	-007	-007
-008	0.176	0.070	AN123958	-008	-008	-008	-008	-008	-008
-009	0.208	0.070	AN123959	-009	-009	-009	-009	-009	-009
-010	0.239	0.070	AN123960	-010	-010	-010	-010	-010	-010
-011	0.301	0.070	AN123961	-011	-011	-011	-011	-011	-011
-012	0.364	0.070	AN123962	-012	-012	-012	-012	-012	-012
-013	0.426	0.070		-013	-013	-013	-013	-013	-013
-014	0.489	0.070		-014	-014	-014	-014	-014	-014
-015	0.551	0.070		-015	-015	-015	-015	-015	-015
-016	0.614	0.070		-016	-016	-016	-016	-016	-016
-017	0.676	0.070		-017	-017	-017	-017	-017	-017
-018	0.739	0.070		-018	-018	-018	-018	-018	-018
-019	0.801	0.070		-019	-019	-019	-019	-019	-019
-020	0.864	0.070		-020	-020	-020	-020	-020	-020
-021	0.926	0.070		-021	-021	-021	-021	-021	-021
-022	0.989	0.070		-022	-022	-022	-022	-022	-022
-023	1.051	0.070		-023	-023	-023	-023	-023	-023
-024	1.114	0.070		-024	-024	-024	-024	-024	-024
-025	1.176	0.070		-025	-025	-025	-025	-025	-025
-026	1.239	0.070		-026	-026	-026	-026	-026	-026
-027	1.301	0.070		-027	-027	-027	-027	-027	-027
-028	1.364	0.070		-028	-028	-028	-028	-028	-028
-029	1.489	0.070		-029	-029	-029	-029	-029	-029
-030	1.614	0.070		-030	-030	-030	-030	-030	-030
-031	1.739	0.070		-031	-031	-031	-031	-031	-031
-032	1.864	0.070		-032	-032	-032	-032	-032	-032
-033	1.989	0.070		-033	-033	-033	-033	-033	-033
-034	2.114	0.070		-034	-034	-034	-034	-034	-034
-035	2.239	0.070		-035	-035	-035	-035	-035	-035
-036	2.364	0.070		-036	-036	-036	-036	-036	-036
-037	2.489	0.070		-037	-037	-037	-037	-037	-037
-038	2.614	0.070		-038	-038	-038	-038	-038	-038
-039	2.739	0.070		-039	-039	-039	-039	-039	-039
-040	2.864	0.070		-040	-040	-040	-040	-040	-040
-041	2.989	0.070		-041	-041	-041	-041	-041	-041
-042	3.239	0.070		-042	-042	-042	-042	-042	-042

3B

4A





AS 568A STANDARDIZED DASH NO.	NOMINAL DIMENSIONS		ANI23956 to ANI24034	MS9021	MS29513	NAS1593	NAS1594	M83248/1	M25988/1
	ID	W							
-043	3.489	0.070		-043	-043	-043	-043	-043	-043
-044	3.739	0.070		-044	-044	-044	-044	-044	-044
-045	3.989	0.070		-045	-045	-045	-045	-045	-045
-046	4.239	0.070		-046	-046	-046	-046	-046	-046
-047	4.489	0.070		-047	-047	-047	-047	-047	-047
-048	4.739	0.070		-048	-048	-048	-048	-048	-048
-049	4.989	0.070		-049	-049	-049	-049	-049	-049
-050	5.239	0.070		-050	-050	-050	-050	-050	-050
-051 through -101	O-ring sizes not assigned.								
-102	0.049	0.103						-102	-102
-103	0.081	0.103						-103	-103
-104	0.112	0.103						-104	-104
-105	0.143	0.103						-105	-105
-106	0.174	0.103		-106				-106	-106
-107	0.206	0.103		-107				-107	-107
-108	0.237	0.103		-108				-108	-108
-109	0.299	0.103		-109				-109	-109
-110	0.362	0.103	ANI23963	-110	-110	-110	-110	-110	-110
-111	0.424	0.103	ANI23964	-111	-111	-111	-111	-111	-111
-112	0.487	0.103	ANI23965	-112	-112	-112	-112	-112	-112
-113	0.549	0.103	ANI23966	-113	-113	-113	-113	-113	-113
-114	0.612	0.103	ANI23967	-114	-114	-114	-114	-114	-114
-115	0.674	0.103	ANI23968	-115	-115	-115	-115	-115	-115
-116	0.737	0.103	ANI23969	-116	-116	-116	-116	-116	-116
-117	0.799	0.103		-117	-117	-117	-117	-117	-117
-118	0.862	0.103		-118	-118	-118	-118	-118	-118
-119	0.924	0.103		-119	-119	-119	-119	-119	-119
-120	0.987	0.103		-120	-120	-120	-120	-120	-120
-121	1.049	0.103		-121	-121	-121	-121	-121	-121
-122	1.112	0.103		-122	-122	-122	-122	-122	-122
-123	1.174	0.103		-123	-123	-123	-123	-123	-123
-124	1.237	0.103		-124	-124	-124	-124	-124	-124
-125	1.299	0.103		-125	-125	-125	-125	-125	-125
-126	1.362	0.103		-126	-126	-126	-126	-126	-126
-127	1.424	0.103		-127	-127	-127	-127	-127	-127
-128	1.487	0.103		-128	-128	-128	-128	-128	-128
-129	1.549	0.103		-129	-129	-129	-129	-129	-129
-130	1.612	0.103		-130	-130	-130	-130	-130	-130
-131	1.674	0.103		-131	-131	-131	-131	-131	-131
-132	1.737	0.103		-132	-132	-132	-132	-132	-132
-133	1.799	0.103		-133	-133	-133	-133	-133	-133
-134	1.862	0.103		-134	-134	-134	-134	-134	-134
-135	1.925	0.103		-135	-135	-135	-135	-135	-135
-136	1.987	0.103		-136	-136	-136	-136	-136	-136
-137	2.050	0.103		-137	-137	-137	-137	-137	-137
-138	2.112	0.103		-138	-138	-138	-138	-138	-138
-139	2.175	0.103		-139	-139	-139	-139	-139	-139
-140	2.237	0.103		-140	-140	-140	-140	-140	-140
-141	2.300	0.103		-141	-141	-141	-141	-141	-141
-142	2.362	0.103		-142	-142	-142	-142	-142	-142
-143	2.425	0.103		-143	-143	-143	-143	-143	-143
-144	2.487	0.103		-144	-144	-144	-144	-144	-144
-145	2.550	0.103		-145	-145	-145	-145	-145	-145
-146	2.612	0.103		-146	-146	-146	-146	-146	-146
-147	2.675	0.103		-147	-147	-147	-147	-147	-147
-148	2.737	0.103		-148	-148	-148	-148	-148	-148
-149	2.800	0.103		-149	-149	-149	-149	-149	-149
-150	2.862	0.103		-150	-150	-150	-150	-150	-150
-151	2.987	0.103		-151	-151	-151	-151	-151	-151
-152	3.237	0.103		-152	-152	-152	-152	-152	-152
-153	3.487	0.103		-153	-153	-153	-153	-153	-153
-154	3.737	0.103		-154	-154	-154	-154	-154	-154
-155	3.987	0.103		-155	-155	-155	-155	-155	-155
-156	4.237	0.103		-156	-156	-156	-156	-156	-156
-157	4.487	0.103		-157	-157	-157	-157	-157	-157
-158	4.737	0.103		-158	-158	-158	-158	-158	-158
-159	4.987	0.103		-159	-159	-159	-159	-159	-159
-160	5.237	0.103		-160	-160	-160	-160	-160	-160
-161	5.487	0.103		-161	-161	-161	-161	-161	-161
-162	5.737	0.103		-162	-162	-162	-162	-162	-162
-163	5.987	0.103		-163	-163	-163	-163	-163	-163
-164	6.237	0.103		-164	-164	-164	-164	-164	-164
-165	6.487	0.103		-165	-165	-165	-165	-165	-165
-166	6.737	0.103		-166	-166	-166	-166	-166	-166
-167	6.987	0.103		-167	-167	-167	-167	-167	-167



Chart 4A

GLAND O-RINGS FOR USE IN COMMON JET FUELS (CONTD)



AS 568A STANDARDIZED DASH NO.	NOMINAL DIMENSIONS		ANI23956 to ANI24034	MS9021	MS29513	NAS1593	NAS1594	M83248/1	M25988/1
	ID	W							
-168	7.237	0.103		-168	-168	-168	-168	-168	-168
-169	7.487	0.103		-169	-169	-169	-169	-169	-169
-170	7.737	0.103		-170	-170	-170	-170	-170	-170
-171	7.987	0.103		-171	-171	-171	-171	-171	-171
-172	8.237	0.103		-172	-172	-172	-172	-172	-172
-173	8.487	0.103		-173	-173	-173	-173	-173	-173
-174	8.737	0.103		-174	-174	-174	-174	-174	-174
-175	8.987	0.103		-175	-175	-175	-175	-175	-175
-176	9.237	0.103		-176	-176	-176	-176	-176	-176
-177	9.487	0.103		-177	-177	-177	-177	-177	-177
-178	9.737	0.103		-178	-178	-178	-178	-178	-178
-179 through -200	O-ring sizes not assigned.								
-201	0.171	0.139						-201	-201
-202	0.234	0.139						-202	-202
-203	0.296	0.139						-203	-203
-204	0.359	0.139						-204	-204
-205	0.421	0.139						-205	-205
-206	0.484	0.139						-206	-206
-207	0.546	0.139						-207	-207
-208	0.609	0.139						-208	-208
-209	0.671	0.139						-209	-209
-210	0.734	0.139	ANI23970	-210	-210	-210	-210	-210	-210
-211	0.796	0.139	ANI23971	-211	-211	-211	-211	-211	-211
-212	0.859	0.139	ANI23972	-212	-212	-212	-212	-212	-212
-213	0.921	0.139	ANI23973	-213	-213	-213	-213	-213	-213
-214	0.984	0.139	ANI23974	-214	-214	-214	-214	-214	-214
-215	1.046	0.139	ANI23975	-215	-215	-215	-215	-215	-215
-216	1.109	0.139	ANI23976	-216	-216	-216	-216	-216	-216
-217	1.171	0.139	ANI23977	-217	-217	-217	-217	-217	-217
-218	1.234	0.139	ANI23978	-218	-218	-218	-218	-218	-218
-219	1.296	0.139	ANI23979	-219	-219	-219	-219	-219	-219
-220	1.359	0.139	ANI23980	-220	-220	-220	-220	-220	-220
-221	1.421	0.139	ANI23981	-221	-221	-221	-221	-221	-221
-222	1.484	0.139	ANI23982	-222	-222	-222	-222	-222	-222
-223	1.609	0.139	ANI23983	-223	-223	-223	-223	-223	-223
-224	1.734	0.139	ANI23984	-224	-224	-224	-224	-224	-224
-225	1.859	0.139	ANI23985	-225	-225	-225	-225	-225	-225
-226	1.984	0.139	ANI23986	-226	-226	-226	-226	-226	-226
-227	2.109	0.139	ANI23987	-227	-227	-227	-227	-227	-227
-228	2.234	0.139	ANI23988	-228	-228	-228	-228	-228	-228
-229	2.359	0.139	ANI23989	-229	-229	-229	-229	-229	-229
-230	2.484	0.139	ANI23990	-230	-230	-230	-230	-230	-230
-231	2.609	0.139	ANI23991	-231	-231	-231	-231	-231	-231
-232	2.734	0.139	ANI23992	-232	-232	-232	-232	-232	-232
-233	2.859	0.139	ANI23993	-233	-233	-233	-233	-233	-233
-234	2.984	0.139	ANI23994	-234	-234	-234	-234	-234	-234
-235	3.109	0.139	ANI23995	-235	-235	-235	-235	-235	-235
-236	3.234	0.139	ANI23996	-236	-236	-236	-236	-236	-236
-237	3.359	0.139	ANI23997	-237	-237	-237	-237	-237	-237
-238	3.484	0.139	ANI23998	-238	-238	-238	-238	-238	-238
-239	3.609	0.139	ANI23999	-239	-239	-239	-239	-239	-239
-240	3.734	0.139	ANI24000	-240	-240	-240	-240	-240	-240
-241	3.859	0.139	ANI24001	-241	-241	-241	-241	-241	-241
-242	3.984	0.139	ANI24002	-242	-242	-242	-242	-242	-242
-243	4.109	0.139	ANI24003	-243	-243	-243	-243	-243	-243
-244	4.234	0.139	ANI24004	-244	-244	-244	-244	-244	-244
-245	4.359	0.139	ANI24005	-245	-245	-245	-245	-245	-245
-246	4.484	0.139	ANI24006	-246	-246	-246	-246	-246	-246
-247	4.609	0.139	ANI24007	-247	-247	-247	-247	-247	-247
-248	4.734	0.139	ANI24008	-248	-248	-248	-248	-248	-248
-249	4.859	0.139	ANI24009	-249	-249	-249	-249	-249	-249
-250	4.984	0.139	ANI24010	-250	-250	-250	-250	-250	-250
-251	5.109	0.139	ANI24011	-251	-251	-251	-251	-251	-251
-252	5.234	0.139	ANI24012	-252	-252	-252	-252	-252	-252
-253	5.359	0.139	ANI24013	-253	-253	-253	-253	-253	-253
-254	5.484	0.139	ANI24014	-254	-254	-254	-254	-254	-254
-255	5.609	0.139	ANI24015	-255	-255	-255	-255	-255	-255
-256	5.734	0.139	ANI24016	-256	-256	-256	-256	-256	-256
-257	5.859	0.139	ANI24017	-257	-257	-257	-257	-257	-257
-258	5.984	0.139	ANI24018	-258	-258	-258	-258	-258	-258
-259	6.234	0.139	ANI24019	-259	-259	-259	-259	-259	-259
-260	6.484	0.139	ANI24020	-260	-260	-260	-260	-260	-260
-261	6.734	0.139	ANI24021	-261	-261	-261	-261	-261	-261
-262	6.984	0.139	ANI24022	-262	-262	-262	-262	-262	-262
-263	7.234	0.139	ANI24023	-263	-263	-263	-263	-263	-263



**Chart 4A**

**GLAND O-RINGS FOR USE IN COMMON JET FUELS (CONTD)**



AS 568A STANDARDIZED DASH NO.	NOMINAL DIMENSIONS		ANI23956 to ANI24034	MS9021	MS29513	NAS1593	NAS1594	M83248/1	M25988/1
	ID	W							
-264	7.484	0.139	ANI24024	-264	-264	-264	-264	-264	-264
-265	7.734	0.139	ANI24025	-265	-265	-265	-265	-265	-265
-266	7.984	0.139	ANI24026	-266	-266	-266	-266	-266	-266
-267	8.234	0.139	ANI24027	-267	-267	-267	-267	-267	-267
-268	8.484	0.139	ANI24028	-268	-268	-268	-268	-268	-268
-269	8.734	0.139	ANI24029	-269	-269	-269	-269	-269	-269
-270	8.984	0.139	ANI24030	-270	-270	-270	-270	-270	-270
-271	9.234	0.139	ANI24031	-271	-271	-271	-271	-271	-271
-272	9.484	0.139	ANI24032	-272	-272	-272	-272	-272	-272
-273	9.734	0.139	ANI24033	-273	-273	-273	-273	-273	-273
-274	9.984	0.139	ANI24034	-274	-274	-274	-274	-274	-274
-275	10.484	0.139		-275	-275	-275	-275	-275	-275
-276	10.984	0.139		-276	-276	-276	-276	-276	-276
-277	11.484	0.139		-277	-277	-277	-277	-277	-277
-278	11.984	0.139		-278	-278	-278	-278	-278	-278
-279	12.984	0.139		-279	-279	-279	-279	-279	-279
-280	13.984	0.139		-280	-280	-280	-280	-280	-280
-281	14.984	0.139		-281	-281	-281	-281	-281	-281
-282	15.955	0.139		-282	-282			-282	-282
-283	16.955	0.139		-283	-283			-283	-283
-284	17.955	0.139		-284	-284			-284	-284
-285 through -308	O-ring sizes not assigned.								
-309	0.412	0.210						-309	-309
-310	0.475	0.210						-310	-310
-311	0.537	0.210						-311	-311
-312	0.600	0.210						-312	-312
-313	0.662	0.210						-313	-313
-314	0.725	0.210						-314	-314
-315	0.787	0.210						-315	-315
-316	0.850	0.210						-316	-316
-317	0.912	0.210						-317	-317
-318	0.975	0.210						-318	-318
-319	1.037	0.210						-319	-319
-320	1.100	0.210						-320	-320
-321	1.162	0.210						-321	-321
-322	1.225	0.210						-322	-322
-323	1.289	0.210						-323	-323
-324	1.350	0.210						-324	-324
-325	1.475	0.210		-325	-325	-325	-325	-325	-325
-326	1.600	0.210		-326	-326	-326	-326	-326	-326
-327	1.725	0.210		-327	-327	-327	-327	-327	-327
-328	1.850	0.210		-328	-328	-328	-328	-328	-328
-329	1.975	0.210		-329	-329	-329	-329	-329	-329
-330	2.100	0.210		-330	-330	-330	-330	-330	-330
-331	2.225	0.210		-331	-331	-331	-331	-331	-331
-332	2.350	0.210		-332	-332	-332	-332	-332	-332
-333	2.475	0.210		-333	-333	-333	-333	-333	-333
-334	2.600	0.210		-334	-334	-334	-334	-334	-334
-335	2.725	0.210		-335	-335	-335	-335	-335	-335
-336	2.850	0.210		-336	-336	-336	-336	-336	-336
-337	2.975	0.210		-337	-337	-337	-337	-337	-337
-338	3.100	0.210		-338	-338	-338	-338	-338	-338
-339	3.225	0.210		-339	-339	-339	-339	-339	-339
-340	3.350	0.210		-340	-340	-340	-340	-340	-340
-341	3.475	0.210		-341	-341	-341	-341	-341	-341
-342	3.600	0.210		-342	-342	-342	-342	-342	-342
-343	3.725	0.210		-343	-343	-343	-343	-343	-343
-344	3.850	0.210		-344	-344	-344	-344	-344	-344
-345	3.975	0.210		-345	-345	-345	-345	-345	-345
-346	4.100	0.210		-346	-346	-346	-346	-346	-346
-347	4.225	0.210		-347	-347	-347	-347	-347	-347
-348	4.350	0.210		-348	-348	-348	-348	-348	-348
-349	4.475	0.210		-349	-349	-349	-349	-349	-349
-350	4.600	0.210		-350	-350			-350	-350
-351	4.725	0.210		-351	-351			-351	-351
-352	4.850	0.210		-352	-352			-352	-352
-353	4.975	0.210		-353	-353			-353	-353
-354	5.100	0.210		-354	-354			-354	-354
-355	5.225	0.210		-355	-355			-355	-355
-356	5.350	0.210		-356	-356			-356	-356
-357	5.475	0.210		-357	-357			-357	-357
-358	5.600	0.210		-358	-358			-358	-358
-359	5.725	0.210		-359	-359			-359	-359
-360	5.850	0.210		-360	-360			-360	-360
-361	5.975	0.210		-361	-361			-361	-361



**Chart 4A**

**GLAND O-RINGS FOR USE IN COMMON JET FUELS (CONTD)**



AS 568A STANDARDIZED DASH NO.	NOMINAL DIMENSIONS		AN123956 to AN124034	MS9021	MS29513	NAS1593	NAS1594	M83248/1	M25988/1
	ID	W							
-362	6.225	0.210		-362	-362			-362	-362
-363	6.475	0.210		-363	-363			-363	-363
-364	6.725	0.210		-364	-364			-364	-364
-365	6.975	0.210		-365	-365			-365	-365
-366	7.225	0.210		-366	-366			-366	-366
-367	7.475	0.210		-367	-367			-367	-367
-368	7.725	0.210		-368	-368			-368	-368
-369	7.975	0.210		-369	-369			-369	-369
-370	8.225	0.210		-370	-370			-370	-370
-371	8.475	0.210		-371	-371			-371	-371
-372	8.725	0.210		-372	-372			-372	-372
-373	8.975	0.210		-373	-373			-373	-373
-374	9.225	0.210		-374	-374			-374	-374
-375	9.475	0.210		-375	-375			-375	-375
-376	9.725	0.210		-376	-376			-376	-376
-377	9.975	0.210		-377	-377			-377	-377
-378	10.475	0.210		-378	-378			-378	-378
-379	10.975	0.210		-379	-379			-379	-379
-380	11.475	0.210		-380	-380			-380	-380
-381	11.975	0.210		-381	-381			-381	-381
-382	12.975	0.210		-382	-382			-382	-382
-383	13.975	0.210		-383	-383			-383	-383
-384	14.975	0.210		-384	-384			-384	-384
-385	15.955	0.210		-385	-385			-385	-385
-386	16.955	0.210		-386	-386			-386	-386
-387	17.955	0.210		-387	-387			-387	-387
-388	18.955	0.210		-388	-388			-388	-388
-389	19.955	0.210		-389	-389			-389	-389
-390	20.955	0.210		-390	-390			-390	-390
-391	21.955	0.210		-391	-391			-391	-391
-392	22.940	0.210		-392	-392			-392	-392
-393	23.940	0.210		-393	-393			-393	-393
-394	24.940	0.210		-394	-394			-394	-394
-395	25.940	0.210		-395	-395			-395	-395
-396 through -424	O-ring sizes not assigned.								
-425	4.475	0.275		-425	-425	-425	-425	-425	-425
-426	4.600	0.275		-426	-426	-426	-426	-426	-426
-427	4.725	0.275		-427	-427	-427	-427	-427	-427
-428	4.850	0.275		-428	-428	-428	-428	-428	-428
-429	4.975	0.275		-429	-429	-429	-429	-429	-429
-430	5.100	0.275		-430	-430	-430	-430	-430	-430
-431	5.225	0.275		-431	-431	-431	-431	-431	-431
-432	5.350	0.275		-432	-432	-432	-432	-432	-432
-433	5.475	0.275		-433	-433	-433	-433	-433	-433
-434	5.600	0.275		-434	-434	-434	-434	-434	-434
-435	5.725	0.275		-435	-435	-435	-435	-435	-435
-436	5.850	0.275		-436	-436	-436	-436	-436	-436
-437	5.975	0.275		-437	-437	-437	-437	-437	-437
-438	6.225	0.275		-438	-438	-438	-438	-438	-438
-439	6.475	0.275		-439	-439	-439	-439	-439	-439
-440	6.725	0.275		-440	-440	-440	-440	-440	-440
-441	6.975	0.275		-441	-441	-441	-441	-441	-441
-442	7.225	0.275		-442	-442	-442	-442	-442	-442
-443	7.475	0.275		-443	-443	-443	-443	-443	-443
-444	7.725	0.275		-444	-444	-444	-444	-444	-444
-445	7.975	0.275		-445	-445	-445	-445	-445	-445
-446	8.475	0.275		-446	-446	-446	-446	-446	-446
-447	8.975	0.275		-447	-447	-447	-447	-447	-447
-448	9.475	0.275		-448	-448	-448	-448	-448	-448
-449	9.975	0.275		-449	-449	-449	-449	-449	-449
-450	10.475	0.275		-450	-450	-450	-450	-450	-450
-451	10.975	0.275		-451	-451	-451	-451	-451	-451
-452	11.475	0.275		-452	-452	-452	-452	-452	-452
-453	11.975	0.275		-453	-453	-453	-453	-453	-453
-454	12.475	0.275		-454	-454	-454	-454	-454	-454
-455	12.975	0.275		-455	-455	-455	-455	-455	-455
-456	13.475	0.275		-456	-456	-456	-456	-456	-456
-457	13.975	0.275		-457	-457	-457	-457	-457	-457
-458	14.475	0.275		-458	-458	-458	-458	-458	-458
-459	14.975	0.275		-459	-459	-459	-459	-459	-459
-460	15.475	0.275		-460	-460	-460	-460	-460	-460
-461	15.955	0.275		-461	-461	-461	-461	-461	-461
-462	16.455	0.275		-462	-462	-462	-462	-462	-462
-463	16.955	0.275		-463	-463	-463	-463	-463	-463
-464	17.455	0.275		-464	-464	-464	-464	-464	-464





**Chart 4A**

**GLAND O-RINGS FOR USE IN COMMON JET FUELS (CONTD)**



AS 568A STANDARDIZED DASH NO.	NOMINAL DIMENSIONS		ANI23956 to ANI24034	MS9021	MS29513	NAS1593	NAS1594	M83248/1	M25988/1
	ID	W							
-465	17.955	0.275		-465	-465			-465	-465
-466	18.455	0.275		-466	-466			-466	-466
-467	18.955	0.275		-467	-467			-467	-467
-468	19.455	0.275		-468	-468			-468	-468
-469	19.955	0.275		-469	-469			-469	-469
-470	20.955	0.275		-470	-470			-470	-470
-471	21.955	0.275		-471	-471			-471	-471
-472	22.940	0.275		-472	-472			-472	-472
-473	23.940	0.275		-473	-473			-473	-473
-474	24.940	0.275		-474	-474			-474	-474
-475	25.940	0.275		-475	-475			-475	-475

**Chart 4B**

**BOSS O-RINGS FOR USE IN COMMON JET FUELS**



AS 568A STANDARDIZED DASH NO.	NOMINAL DIMENSIONS			MS9020	MS29512	NAS1595	NAS1596	M83248/2
	TUBE OD	ID	W					
-901	3/32	0.185	0.056	-01	-01			-901
-902	1/8	0.239	0.064	-02	-02	-2	-2	-902
-903	3/16	0.301	0.064	-03	-03	-3	-3	-903
-904	1/4	0.351	0.072	-04	-04	-4	-4	-904
-905	5/16	0.414	0.072	-05	-05	-5	-5	-905
-906	3/8	0.468	0.078	-06	-06	-6	-6	-906
-907	7/16	0.530	0.082	-07	-07			-907
-908	1/2	0.644	0.087	-08	-08	-8	-8	-908
-909	9/16	0.706	0.097	-09	-09			-909
-910	5/8	0.755	0.097	-10	-10	-10	-10	-910
-911	11/16	0.863	0.116	-11	-11			-911
-912	3/4	0.924	0.116	-12	-12	-12	-12	-912
-913	13/16	0.986	0.116	-13	-13			-913
-914	7/8	1.047	0.116	-14	-14			-914
-916	1	1.171	0.116	-16	-16	-16	-16	-916
-918	1-1/8	1.355	0.116	-18	-18			-918
-920	1-1/4	1.475	0.118	-20	-20	-20	-20	-920
-924	1-1/2	1.720	0.118	-24	-24	-24	-24	-924
-928	1-3/4	2.090	0.118	-28	-28	-28	-28	-928
-932	2	2.337	0.118	-32	-32	-32	-32	-932

**Chart 5A**

**GLAND O-RINGS FOR USE IN BREATHING OXYGEN**



AS 568A STANDARDIZED DASH NO.	NOMINAL DIMENSIONS		MS9068	AS 568A STANDARDIZED DASH NO.	NOMINAL DIMENSIONS		MS9068
	ID	W			ID	W	
-001	0.029	0.040		-018	0.739	0.070	-018
-002	0.042	0.050		-019	0.801	0.070	-019
-003	0.056	0.060		-020	0.864	0.070	-020
-004	0.070	0.070	-004	-021	0.926	0.070	-021
-005	0.101	0.070	-005	-022	0.989	0.070	-022
-006	0.114	0.070	-006	-023	1.051	0.070	-023
-007	0.145	0.070	-007	-024	1.114	0.070	-024
-008	0.176	0.070	-008	-025	1.176	0.070	-025
-009	0.208	0.070	-009	-026	1.239	0.070	-026
-010	0.239	0.070	-010	-027	1.301	0.070	-027
-011	0.301	0.070	-011	-028	1.364	0.070	-028
-012	0.364	0.070	-012	-029	1.489	0.070	-029
-013	0.426	0.070	-013	-030	1.614	0.070	-030
-014	0.489	0.070	-014	-031	1.739	0.070	-031
-015	0.551	0.070	-015	-032	1.864	0.070	-032
-016	0.614	0.070	-016	-033	1.989	0.070	-033
-017	0.676	0.070	-017	-034	2.114	0.070	-034

4A  
4B  
5A



**Chart 5A**

**GLAND O-RINGS FOR USE IN BREATHING OXYGEN (CONTD)**



AS 568A				AS 568A			
STANDARDIZED DASH NO.	NOMINAL DIMENSIONS		MS9068	STANDARDIZED DASH NO.	NOMINAL DIMENSIONS		MS9068
	ID	W			ID	W	
-035	2.239	0.070	-035	-160	5.237	0.103	-160
-036	2.364	0.070	-036	-161	5.487	0.103	-161
-037	2.489	0.070	-037	-162	5.737	0.103	-162
-038	2.614	0.070	-038	-163	5.987	0.103	-163
-039	2.739	0.070	-039	-164	6.237	0.103	
-040	2.864	0.070	-040	-165	6.487	0.103	
-041	2.989	0.070	-041	-166	6.737	0.103	
-042	3.239	0.070	-042	-167	6.987	0.103	
-043	3.489	0.070	-043	-168	7.237	0.103	
-044	3.739	0.070	-044	-169	7.487	0.103	
-045	3.989	0.070	-045	-170	7.737	0.103	
-046	4.239	0.070		-171	7.987	0.103	
-047	4.489	0.070		-172	8.237	0.103	
-048	4.739	0.070		-173	8.487	0.103	
-049	4.989	0.070		-174	8.737	0.103	
-050	5.239	0.070		-175	8.987	0.103	
-051 through -101	O-ring sizes not assigned.			-176	9.237	0.103	
-102	0.049	0.103		-177	9.487	0.103	
-103	0.081	0.103		-178	9.737	0.103	
-104	0.112	0.103		-179 through -200	O-ring sizes not assigned.		
-105	0.143	0.103		-201	0.171	0.139	
-106	0.174	0.103		-202	0.234	0.139	
-107	0.206	0.103		-203	0.296	0.139	
-108	0.237	0.103		-204	0.359	0.139	
-109	0.299	0.103		-205	0.421	0.139	
-110	0.362	0.103	-110	-206	0.484	0.139	
-111	0.424	0.103	-111	-207	0.546	0.139	
-112	0.487	0.103	-112	-208	0.609	0.139	
-113	0.549	0.103	-113	-209	0.671	0.139	
-114	0.612	0.103	-114	-210	0.734	0.139	-210
-115	0.674	0.103	-115	-211	0.796	0.139	-211
-116	0.737	0.103	-116	-212	0.859	0.139	-212
-117	0.799	0.103	-117	-213	0.921	0.139	-213
-118	0.862	0.103	-118	-214	0.984	0.139	-214
-119	0.924	0.103	-119	-215	1.046	0.139	-215
-120	0.987	0.103	-120	-216	1.109	0.139	-216
-121	1.049	0.103	-121	-217	1.171	0.139	-217
-122	1.112	0.103	-122	-218	1.234	0.139	-218
-123	1.174	0.103	-123	-219	1.296	0.139	-219
-124	1.237	0.103	-124	-220	1.359	0.139	-220
-125	1.299	0.103	-125	-221	1.421	0.139	-221
-126	1.362	0.103	-126	-222	1.484	0.139	-222
-127	1.424	0.103	-127	-223	1.609	0.139	-223
-128	1.487	0.103	-128	-224	1.734	0.139	-224
-129	1.549	0.103	-129	-225	1.859	0.139	-225
-130	1.612	0.103	-130	-226	1.984	0.139	-226
-131	1.674	0.103	-131	-227	2.109	0.139	-227
-132	1.737	0.103	-132	-228	2.234	0.139	-228
-133	1.799	0.103	-133	-229	2.359	0.139	-229
-134	1.862	0.103	-134	-230	2.484	0.139	-230
-135	1.925	0.103	-135	-231	2.609	0.139	-231
-136	1.987	0.103	-136	-232	2.734	0.139	-232
-137	2.050	0.103	-137	-233	2.859	0.139	-233
-138	2.112	0.103	-138	-234	2.984	0.139	-234
-139	2.175	0.103	-139	-235	3.109	0.139	-235
-140	2.237	0.103	-140	-236	3.234	0.139	-236
-141	2.300	0.103	-141	-237	3.359	0.139	-237
-142	2.362	0.103	-142	-238	3.484	0.139	-238
-143	2.425	0.103	-143	-239	3.609	0.139	-239
-144	2.487	0.103	-144	-240	3.734	0.139	-240
-145	2.550	0.103	-145	-241	3.859	0.139	-241
-146	2.612	0.103	-146	-242	3.984	0.139	-242
-147	2.675	0.103	-147	-243	4.109	0.139	-243
-148	2.737	0.103	-148	-244	4.234	0.139	-244
-149	2.800	0.103	-149	-245	4.359	0.139	-245
-150	2.862	0.103	-150	-246	4.484	0.139	-246
-151	2.987	0.103	-151	-247	4.609	0.139	-247
-152	3.237	0.103	-152	-248	4.734	0.139	-248
-153	3.487	0.103	-153	-249	4.859	0.139	-249
-154	3.737	0.103	-154	-250	4.984	0.139	-250
-155	3.987	0.103	-155	-251	5.109	0.139	-251
-156	4.237	0.103	-156	-252	5.234	0.139	-252
-157	4.487	0.103	-157	-253	5.359	0.139	-253
-158	4.737	0.103	-158	-254	5.484	0.139	-254
-159	4.987	0.103	-159	-255	5.609	0.139	-255







AS 568A		NOMINAL DIMENSIONS		MS9068	AS 568A		NOMINAL DIMENSIONS		MS9068
STANDARDIZED DASH NO.	ID	W			STANDARDIZED DASH NO.	ID	W		
-256	5.734	0.139		-256	-354	5.100	0.210		
-257	5.859	0.139		-257	-355	5.225	0.210		
-258	5.984	0.139		-258	-356	5.350	0.210		
-259	6.234	0.139		-259	-357	5.475	0.210		
-260	6.484	0.139		-260	-358	5.600	0.210		
-261	6.734	0.139		-261	-359	5.725	0.210		
-262	6.984	0.139		-262	-360	5.850	0.210		
-263	7.234	0.139		-263	-361	5.975	0.210		
-264	7.484	0.139		-264	-362	6.225	0.210		
-265	7.734	0.139		-265	-363	6.475	0.210		
-266	7.984	0.139		-266	-364	6.725	0.210		
-267	8.234	0.139		-267	-365	6.975	0.210		
-268	8.484	0.139		-268	-366	7.225	0.210		
-269	8.734	0.139		-269	-367	7.475	0.210		
-270	8.984	0.139		-270	-368	7.725	0.210		
-271	9.234	0.139		-271	-369	7.975	0.210		
-272	9.484	0.139		-272	-370	8.225	0.210		
-273	9.734	0.139		-273	-371	8.475	0.210		
-274	9.984	0.139		-274	-372	8.725	0.210		
-275	10.484	0.139		-275	-373	8.975	0.210		
-276	10.984	0.139		-276	-374	9.225	0.210		
-277	11.484	0.139		-277	-375	9.475	0.210		
-278	11.984	0.139		-278	-376	9.725	0.210		
-279	12.984	0.139		-279	-377	9.975	0.210		
-280	13.984	0.139		-280	-378	10.475	0.210		
-281	14.984	0.139		-281	-379	10.975	0.210		
-282	15.955	0.139		-282	-380	11.475	0.210		
-283	16.955	0.139		-283	-381	11.975	0.210		
-284	17.955	0.139		-284	-382	12.975	0.210		
-285 through -308	O-ring sizes not assigned.			-285	-383	13.975	0.210		
-309	0.412	0.210		-309	-384	14.975	0.210		
-310	0.475	0.210		-310	-385	15.955	0.210		
-311	0.537	0.210		-311	-386	16.955	0.210		
-312	0.600	0.210		-312	-387	17.955	0.210		
-313	0.662	0.210		-313	-388	18.955	0.210		
-314	0.725	0.210		-314	-389	19.955	0.210		
-315	0.787	0.210		-315	-390	20.955	0.210		
-316	0.850	0.210		-316	-391	21.955	0.210		
-317	0.912	0.210		-317	-392	22.940	0.210		
-318	0.975	0.210		-318	-393	23.940	0.210		
-319	1.037	0.210		-319	-394	24.940	0.210		
-320	1.100	0.210		-320	-395	25.940	0.210		
-321	1.162	0.210		-321	-396 through -424	O-ring sizes not assigned.			
-322	1.225	0.210		-322	-425	4.475	0.275	-425	
-323	1.289	0.210		-323	-426	4.600	0.275	-426	
-324	1.350	0.210		-324	-427	4.725	0.275	-427	
-325	1.475	0.210	-325	-325	-428	4.850	0.275	-428	
-326	1.600	0.210	-326	-326	-429	4.975	0.275	-429	
-327	1.725	0.210	-327	-327	-430	5.100	0.275	-430	
-328	1.850	0.210	-328	-328	-431	5.225	0.275	-431	
-329	1.975	0.210	-329	-329	-432	5.350	0.275	-432	
-330	2.100	0.210	-330	-330	-433	5.475	0.275	-433	
-331	2.225	0.210	-331	-331	-434	5.600	0.275	-434	
-332	2.350	0.210	-332	-332	-435	5.725	0.275	-435	
-333	2.475	0.210	-333	-333	-436	5.850	0.275	-436	
-334	2.600	0.210	-334	-334	-437	5.975	0.275	-437	
-335	2.725	0.210	-335	-335	-438	6.225	0.275	-438	
-336	2.850	0.210	-336	-336	-439	6.475	0.275	-439	
-337	2.975	0.210	-337	-337	-440	6.725	0.275	-440	
-338	3.100	0.210	-338	-338	-441	6.975	0.275	-441	
-339	3.225	0.210	-339	-339	-442	7.225	0.275	-442	
-340	3.350	0.210	-340	-340	-443	7.475	0.275	-443	
-341	3.475	0.210	-341	-341	-444	7.725	0.275	-444	
-342	3.600	0.210	-342	-342	-445	7.975	0.275	-445	
-343	3.725	0.210	-343	-343	-446	8.475	0.275	-446	
-344	3.850	0.210	-344	-344	-447	8.975	0.275	-447	
-345	3.975	0.210	-345	-345	-448	9.475	0.275	-448	
-346	4.100	0.210	-346	-346	-449	9.975	0.275	-449	
-347	4.225	0.210	-347	-347	-450	10.475	0.275	-450	
-348	4.350	0.210	-348	-348	-451	10.975	0.275	-451	
-349	4.475	0.210	-349	-349	-452	11.475	0.275	-452	
-350	4.600	0.210			-453	11.975	0.275	-453	
-351	4.725	0.210			-454	12.475	0.275	-454	
-352	4.850	0.210			-455	12.975	0.275	-455	
-353	4.975	0.210			-456	13.475	0.275	-456	



**Chart 5A**

**GLAND O-RINGS FOR USE IN BREATHING OXYGEN (CONTD)**



AS 568A STANDARDIZED DASH NO.	NOMINAL DIMENSIONS		MS9068		AS 568A STANDARDIZED DASH NO.	NOMINAL DIMENSIONS		MS9068
	ID	W				ID	W	
-457	13.975	0.275	-457		-467	18.955	0.275	-467
-458	14.475	0.275	-458		-468	19.455	0.275	-468
-459	14.975	0.275	-459		-469	19.955	0.275	
-460	15.475	0.275	-460		-470	20.955	0.275	
-461	15.955	0.275	-461		-471	21.955	0.275	
-462	16.455	0.275	-462		-472	22.940	0.275	
-463	16.955	0.275	-463		-473	23.940	0.275	
-464	17.455	0.275	-464		-474	24.940	0.275	
-465	17.955	0.275	-465		-475	25.940	0.275	
-466	18.455	0.275	-466					

**Chart 5B**

**BOSS O-RINGS FOR USE IN BREATHING OXYGEN**



AS 568A STANDARDIZED DASH NO.	NOMINAL DIMENSIONS			906	MS9385
	TUBE OD	ID	W		
-901	3/32	0.185	0.056		-01
-902	1/8	0.239	0.064	-2	-02
-903	3/16	0.301	0.064	-3	-03
-904	1/4	0.351	0.072	-4	-04
-905	5/16	0.414	0.072	-5	-05
-906	3/8	0.468	0.078	-6	-06
-907	7/16	0.530	0.082		-07
-908	1/2	0.644	0.087	-8	-08
-909	9/16	0.706	0.097		-09
-910	5/8	0.755	0.097	-10	-10
-911	11/16	0.863	0.116		-11
-912	3/4	0.924	0.116	-12	-12
-913	13/16	0.986	0.116		-13
-914	7/8	1.047	0.116		-14
-916	1	1.171	0.116	-16	-16
-918	1-1/8	1.355	0.116		-18
-920	1-1/4	1.475	0.118	-20	-20
-924	1-1/2	1.720	0.118	-24	-24
-928	1-3/4	2.090	0.118	-28	-28
-932	2	2.337	0.118	-32	-32

**SERVICE NEWS**

5A

5B





CUSTOMER SERVICE  
LOCKHEED-GEORGIA COMPANY  
A Division of Lockheed Corporation  
Marietta, Georgia 30063